

PERMACON



2024

Landscape Products

Pavers Slabs
Walls Steps Curbs
Alternative Landscaping
Architectural Pavers

Retail Price List

Effective January 1, 2024 - Prices for Montreal, Quebec, Sherbrooke, Trois-Rivières, Ottawa Valley and Outaouais

2 Table of Contents

PAVERS

04	Brooklyn - <i>N</i>
04	Capio - <i>N</i>
04	Cassara® Large Rectangle
04	Cassara® Verde
05	Esbelto® DuraFusion
05	Heritage® Universal*
05	Mega Melville®
06	Melville® 60 Small Rectangle
06	Melville® 80
06	Melville® 80 DuraFusion
06	Melville® 80 Small Rectangle
07	Melville® Classic
07	Melville® Plank Large
07	Melville® Plank Slim
08	Mondrian® Plus 80
08	Mondrian® Plus 60 Small Rectangle
08	Mondrian® Plus 80 Small Rectangle
08	Paleo® Plus
09	Trafalgar® 60
09	Vendome® 60
09	Vendome® 80
10	Virage
10	Zen

SUPPORT BLOCKS

11	Dec-Or-Post®
11	Dek-Block

SLABS

12	Camino™
12	Caribou®
12	Cassara® Large Rectangle
12	Chalet™
13	City
13	Econo
13	Esbelto®
13	Esbelto® DuraFusion
14	Hexagon
14	Half-Hexagon
14	Kendo®
14	Mega Melville®
15	Melville® 24 x 24
15	Melville® 60
15	Melville® 60 DuraFusion
15	Metrik™

15	Mini Kendo®
16	Mondrian® Plus 50
16	Mondrian® Plus 60
16	Patio +
16	Portage®
17	Quadral®
17	Rosebel®
17	Saranak®
18	Turfstone Paver
18	Vertex - <i>N</i>
18	Wilfrid

WALLS

19	Beltis® Antique
19	Caribou®
20	Celtik® Plus
20	Country
20	Mini-Beltis®
20	Olde Forge®
20	Orion
20	Planter
21	RB
22	Skyline®
22	Townsend®
22	Universal Slope Block
22	Universal Slope Block Split Face
22	Urbano®
22	Vario™
23	Wallstone®
23	Wedgestone

TANDEM WALLS

24	Lafitt® Tandem®
24	Melville® Tandem®
25	Tandem® - Starter Unit
25	Tandem® - 90 mm Structural Unit
25	Tandem® Next - 180 mm Structural Unit

TANDEM WALL ACCESSORIES

26	8 ft Shelf Angle
26	Alignment Pin for Grid Pillar Kit
26	Corner Connector
26	Double-sided Plastic Connector
26	Grid Pillar Kit
26	Modular Grid Kit
26	Universal Connector

STEPS

- 27 Celtik® 15 in Modular Step System
- 27 Lafitt® Plus
- 27 Melville® Plus 60
- 27 Melville® Plus 90

MEGA STEPS

- 28 Mega Lafitt® Plus
- 28 Mega Melville® Plus

CAPPING

- 29 Celtik® Plus Straight
- 29 Lafitt® Plus
- 29 Laguna®
- 29 Leno Bullnose
- 29 Leno Lafitt - //
- 29 Leno Straight - //
- 30 Marina®
- 30 Melville® Plus 60
- 30 Melville® Plus 90 - //
- 30 Mondrian® Plus

CURBS

- 31 Caribou®
- 31 Celtik®
- 31 Lafitt®
- 31 Mega Celtik®
- 32 Melville®
- 32 Novo - //
- 31 Scalopped Lawnedge Straight
- 32 Stratus
- 32 Universal
- 32 Universal 90° Corner

ALTERNATIVE LANDSCAPING

- 33 Panel System Artex®
- 34 Bench and Planter
- 34 Corner Bench and Planter
- 34 Bench and Vertical Planter
- 34 BBQ - Small
- 34 BBQ - Medium
- 34 BBQ - Long
- 35 BBQ - L-shape
- 35 Corner BBQ and Pizza Grill
- 35 BBQ with Luxury Counter and Bar
- 35 Counter and Bar

- 35 Large Counter
- 35 Luxury Counter and Bar
- 36 Recessed Wood Firepit
- 36 Recessed Gas Firepit
- 36 Gas Firepit
- 36 Recessed Rectangular Gas Firepit
- 36 Rectangular Gas Firepit
- 36 Square Planter
- 36 Rectangular Planter
- 37 Vertical Planter
- 37 Privacy Wall with Bench
- 37 Privacy Wall with Planter
- 37 Privacy Wall with Vertical Planter
- 37 Raised Garden
- 38 Corner Multilevel Raised Garden
- 38 Multilevel Raised Garden
- 38 Fireplace with Bench and Wood Pergola
- 38 L-shape Bench with Vertical Planter
- 38 BBQ with Bench and Vertical Planter
- 38 High Top Gas Firepit - Propane Option
- 39 Beltis® Firepit Kit with Spark Screen
- 39 Spark Screen for Beltis Firepit
- 39 Orion Firepit

MIRAGE - PORCELAIN TILES

- 40 Mirage Noon
- 40 Mirage Quarziti 2.0

OVERLAY SYSTEM

- 30 Mondrian® Plus Capping
- 16 Mondrian® Plus 50 Slab

ARCHITECTURAL PRODUCTS

- 54 Architectural Curbs
- 42 Architectural Pavers
- 48 Architectural Permeable Pavers
- 50 Architectural Rooftop Slabs
- 51 Architectural Walls
- 41 Polymeric Sand
- 41 Sand Quantities Chart
- 56 Sales Conditions

4 Pavers



Brooklyn Paver *New*

	Thickness x Width x Length	Thickness x Width x Length
	60 x 230 x 76	2 3/8 x 9 x 3
Weight/unit	2.3 kg	5.1 lb
Units/area	0.02 m ²	0.188 ft ²
Area/layer	0.96 m ²	10.3 ft ²
Area/cube	9.58 m²	10 Rows 103.13 ft²
Qty/cube	550 units	550 units
Weight/cube	1272 kg	2805 lb

Code	Colour	Price/ft ² \$
------	--------	-----------------------------

Tricolor Colour

10151722	Midnight 	13.99
10150880	Rosewood 	13.99



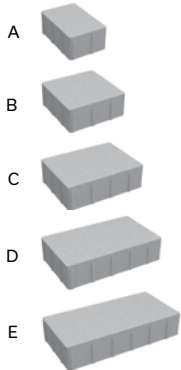
Capio Paver *New*

	Thickness x Width x Length	Thickness x Width x Length
A	60 x 152 x 102	2 3/8 x 6 x 4
B	60 x 152 x 152	2 3/8 x 6 x 6
C	60 x 152 x 203	2 3/8 x 6 x 8
D	60 x 152 x 254	2 3/8 x 6 x 10
E	60 x 152 x 305	2 3/8 x 6 x 12
Weight/unit (avg.)	4 kg	9 lb
Units/area (avg.)	0.03 unit/m ²	0.33 unit/ft ²
Area/layer (avg.)	1.07 m ²	11.5 ft ²
Area/cube	10.7 m²	10 Rows 115 ft²
Qty/cube	A=80 B=80 C=80 D=60 E=60	
Weight/cube	1467 kg	3234 lb

Code	Colour	Price/ft ² \$
------	--------	-----------------------------

Prestige Colour

127001183	Range Amber Beige	7.50
127001181	Range Scandina Grey	7.50
127001182	Rockland Black	7.50



Cassara® Large Rectangle Paver

	Thickness x Width x Length	Thickness x Width x Length
	100 x 300 x 700	4 x 11 13/16 x 27 9/16
Weight/unit	48 kg	106 lb
Units/area	4.76 units/m ²	0.44 unit/ft ²
Area/layer	0.63 m ²	6.78 ft ²
Area/cube	5.04 m²	8 Rows 54.24 ft²
Length/layer	2.10 lin. m	6.89 lin. ft
Length/cube	16.80 lin. m	55.13 lin. ft
Qty/cube	24 units	24 units
Weight/cube	1160 kg	2557 lb


Code	Colour	Price/ft ² \$
------	--------	-----------------------------

Prestige Colour

10200565	Range Amber Beige	16.47
10200758	Range Scandina Grey	16.47
10200566	Rockland Black	16.47

Standard Colour

10200564	Range Shaded Grey	14.07
----------	-------------------	-------



Cassara® Verde Paver

	Thickness x Width x Length	Thickness x Width x Length
	80 x 300 x 450	3 1/8 x 11 13/16 x 17 3/4
Weight/unit	12 kg	26 lb
Units/area	7.36 units/m ²	0.68 unit/ft ²
Area/layer	1.09 m ²	11.72 ft ²
Area/cube	10.9 m²	10 Rows 117.2 ft²
Length/layer	3.6 lin. m	11.81 lin. ft
Length/cube	36 lin. m	118.10 lin. ft
Qty/cube	80 units	80 units
Weight/cube	960 kg	2080 lb

Code	Colour	Price/ft ² \$
------	--------	-----------------------------


10303142	Range Shaded Grey	10.96
----------	-------------------	-------



Dimensions (mm) Dimensions (in.) Code Colour Price



Esbelto® Paver



	Thickness x Width x Length	Thickness x Width x Length
	80 x 305 x 610	3 1/8 x 12 x 24
Weight/unit	37 kg	81 lb
Units/area	5.382 units/m ²	0.50 unit/ft ²
Area/layer	1.11 m ²	12.00 ft ²
Area/cube	8.88 m² 8 Rows	96.00 ft²
Length/layer	3.66 lin. m	12.00 lin. ft
Length/cube	29.26 lin. m	96.00 lin. ft
Qty/cube	48 units	48 units
Weight/cube	1764 kg	3888 lb

Price/ft²
\$

DuraFusion Colour

Code	Colour	Price/ft ²
10550536	Hickory 	13.69
10551027	Marbella 	13.69
10551024	Silverstone 	13.69



Heritage® Universal Paver



	Thickness x Width x Length	Thickness x Width x Length
	50 x 100 x 200	2 x 3 15/16 x 7 7/8
Weight/unit	2.3 kg	5.1 lb
Units/area	50.00 units/m ²	4.57 units/ft ²
Area/layer	1.08 m ²	11.63 ft ²
Area/cube	12.96 m ²	139.56 ft ²
Qty/cube	648 units 12 Rows	648 units
Weight/cube	1516 kg	3345 lb


Price/unit
\$

Code	Colour	Price/unit
10500687	Grey	1.40

Can be double stacked



Mega Melville® Paver



	Thickness x Width x Length	Thickness x Width x Length
	80 x 570 x 950	3 1/8 x 22 7/16 x 37 3/8
Weight/unit	101 kg	222 lb
Units/area	1.85 units/m ²	0.17 unit/ft ²
Area/layer	1.08 m ²	11.66 ft ²
Area/cube	7.56 m² 7 Rows	81.62 ft²
Length/layer	1.90 lin. m	6.23 lin. ft
Length/cube	13.29 lin. m	43.60 lin. ft
Qty/cube	14 units	14 units
Weight/cube	1410 kg	3109 lb

Price/ft²
\$


Prestige Colour





Code	Colour	Price/ft ²
10550530	Range Amber Beige	14.27
10551112	Range Margaux Beige	14.27
10550464	Range Chambord Grey	14.27
10559045	Range Scandina Grey	14.27
10550531	Rockland Black	14.27


Standard Colour



Code	Colour	Price/ft ²
10550529	Range Shaded Grey	12.22
10550534	Range Newport Grey	12.22





6 Pavers





	Dimensions (mm)	Dimensions (in.)	Code	Colour	Price	
	Melville® 60 Small Rectangle Paver				Price/ft² \$	
		Thickness x Width x Length	Thickness x Width x Length	Prestige Colour		
		60 x 190 x 380	2 3/8 x 7 1/2 x 15	12053044	Range Amber Beige	8.84
	Weight/unit	10 kg	22 lb	12052446	Rockland Black	8.84
	Units/area	13.89 units/m ²	1.29 units/ft ²	12052448	Range Scandina Grey	8.84
	Area/layer	0.87 m ²	9.33 ft ²	Standard Colour		
	Area/cube	10.44 m²	12 Rows	12053043	Range Shaded Grey	7.53
	Length/layer	4.57 lin. m	15.00 lin. ft	Can be double stacked		
	Length/cube	54.86 lin. m	180.00 lin. ft			
	Qty/cube	144 units	144 units			
Weight/cube	1465 kg	3225 lb				

	Dimensions (mm)	Dimensions (in.)	Code	Colour	Price	
	Melville® 80 Paver				Price/ft² \$	
		Thickness x Width x Length	Thickness x Width x Length	DuraFusion Colour		
	A	80 x 190 x 380	3 1/8 x 7 1/2 x 15	10555067	Hickory 	13.69
	B	80 x 380 x 380	3 1/8 x 15 x 15	10554893	Marbella 	13.69
	C	80 x 380 x 570	3 1/8 x 15 x 22 7/16	10555066	Silverstone 	13.69
	Weight/unit (avg.)	27 kg	59 lb	Prestige Colour		
	Units/area (avg.)	7.39 units/m ²	0.69 unit/ft ²	10550869	Range Amber Beige	13.08
	Area/layer	1.08 m ²	11.66 ft ²	10550447	Range Margaux Beige	13.08
	Area/cube	8.64 m²	8 Rows	10554764	Range Chambord Grey	13.08
	Length/layer	3.04 lin. m	9.97 lin. ft	10550446	Range Scandina Grey	13.08
Length/cube	24.32 lin. m	79.79 lin. ft	10550557	Rockland Black	13.08	
Weight/cube	1716 kg	3783 lb	Standard Colour			
			10550868	Range Shaded Grey	11.20	
			10550558	Range Newport Grey	11.20	
Can be double stacked						





	Dimensions (mm)	Dimensions (in.)	Code	Colour	Price	
	Melville® 80 Small Rectangle Paver				Price/ft² \$	
		Thickness x Width x Length	Thickness x Width x Length	Prestige Colour		
		80 x 190 x 380	3 1/8 x 7 1/2 x 15	10550871	Range Amber Beige	13.08
	Weight/unit	14 kg	30 lb	10551033	Rockland Black	13.08
	Units/area	13.89 units/m ²	1.29 units/ft ²	10551031	Range Scandina Grey	13.08
	Area/layer	0.87 m ²	9.33 ft ²	Standard Colour		
	Area/cube	7.83 m²	9 Rows	10550870	Range Shaded Grey	11.20
	Length/layer	4.57 lin. m	15.00 lin. ft	Can be double stacked		
	Length/cube	41.15 lin. m	135.00 lin. ft			
	Qty/cube	108 units	108 units			
Weight/cube	1465 kg	3225 lb				



	Dimensions (mm)	Dimensions (in.)	Code	Colour	Price	
 Melville® Classic Paver 	Thickness x Width x Length	Thickness x Width x Length	10509003	Grey	Price/ft ² \$	
	60 x 100 x 200	2 3/8 x 3 15/16 x 7 7/8	Can be double stacked			5.89
	Weight/unit	2.8 kg	6 lb			
	Units/area	50.00 units/m ²	4.57 units/ft ²			
	Area/layer	1.10 m ²	11.82 ft ²			
	Area/cube	11 m²	10 Rows	118.20 ft²		
	Length/layer	10.80 lin. m	35.44 lin. ft			
	Length/cube	108.01 lin. m	354.38 lin. ft			
	Weight/cube	1549 kg	3420 lb			



	Thickness x Width x Length	Thickness x Width x Length			Price/ft ² \$	
 Melville® Plank Slim Paver  A  B  C	A	80 x 127 x 300	3 1/8 x 5 x 11 13/16	Prestige Colour		
	B	80 x 127 x 400	3 1/8 x 5 x 15 3/4	10550392	Range Scandina Grey	13.08
	C	80 x 127 x 500	3 1/8 x 5 x 19 11/16	10550398	Rockland Black	13.08
	Standard Colour					
	Weight/unit (avg.)	9 kg	21 lb	10550399	Range Newport Grey	11.20
	Units/area (avg.)	19.61 units/m ²	1.83 units/ft ²			
	Area/layer	1.07 m ²	11.48 ft ²			
	Area/cube	8.56 m²	8 Rows	91.84 ft²		
	Qty/cube	A = 56	B = 56	C = 56		
	Length/layer	8.40 lin. m	27.56 lin. ft			
Length/cube	67.20 lin. m	220.48 lin. ft				
Weight/cube	1610 kg	3542 lb				






	Thickness x Width x Length	Thickness x Width x Length			Price/ft ² \$	
 Melville® Plank Large Paver  A  B  C	A	80 x 190 x 300	3 1/8 x 7 1/2 x 11 13/16	Prestige Colour		
	B	80 x 190 x 400	3 1/8 x 7 1/2 x 15 3/4	10550397	Range Scandina Grey	13.08
	C	80 x 190 x 500	3 1/8 x 7 1/2 x 19 11/16	10550395	Rockland Black	13.08
	Standard Colour					
	Weight/unit (avg.)	14 kg	31 lb	10550394	Range Newport Grey	11.20
	Units/area (avg.)	13.16 units/m ²	1.22 units/ft ²			
	Area/layer	0.91 m ²	9.82 ft ²			
	Area/cube	7.28 m²	8 Rows	78.56 ft²		
	Qty/cube	A = 32	B = 32	C = 32		
	Length/layer	4.80 lin. m	15.75 lin. ft			
Length/cube	34.40 lin. m	126.00 lin. ft				
Weight/cube	1399 kg	3078 lb				





8 Pavers





	Dimensions (mm)	Dimensions (in.)	Code	Colour	Price	
   	Mondrian® Plus 80 Paver				Price/ft² \$	
		Thickness x Width x Length	Thickness x Width x Length	Prestige Colour		
	A	80 x 165 x 330	3 1/8 x 6 1/2 x 13	10551158	Range Amboise Beige	13.23
	B	80 x 330 x 330	3 1/8 x 13 x 13	10551159	Range Margaux Beige	13.23
	C	80 x 330 x 495	3 1/8 x 13 x 19 1/2	10550461	Range Scandina Grey	13.23
	Weight/unit (avg.)	18 kg	40 lb	Standard Colour		
	Units/area (avg.)	9.17 units/m ²	0.85 unit/ft ²	10551156	Range Norvick Grey	11.31
	Area/layer	0.98 m ²	10.55 ft ²	10551160	Range Newport Grey	11.31
	Area/cube	8.82 m²	9 Rows 94.95 ft²	Can be double stacked		
	Qty/cube	A = 36 B = 36 C = 18				
	Length/layer	2.97 lin. m	9.75 lin. ft			
	Length/cube	26.73 lin. m	87.75 lin. ft			
	Weight/cube	1680 kg	3704 lb			





	Dimensions (mm)	Dimensions (in.)	Code	Colour	Price	
 	Mondrian® Plus 60 Small Rectangle Paver				Price/ft² \$	
		Thickness x Width x Length	Thickness x Width x Length	12052557	Rockland Black	8.96
		60 x 330 x 165	2 3/8 x 13 x 6 1/2	Can be double stacked		
	Weight/unit	7.7 kg	17 lb			
	Units/area	18.52 units/m ²	1.71 units/ft ²			
	Area/layer	0.82 m ²	8.79 ft ²			
	Area/cube	9.84 m²	12 Rows 105.48 ft²			
	Length/layer	4.95 lin. m	16.25 lin. ft			
	Length/cube	59.43 lin. m	195.00 lin. ft			
	Qty/cube	180 units	180 units			
Weight/cube	1389 kg	3062 lb				

	Dimensions (mm)	Dimensions (in.)	Code	Colour	Price	
 	Mondrian® Plus 80 Small Rectangle Paver				Price/ft² \$	
		Thickness x Width x Length	Thickness x Width x Length	10550516	Rockland Black	13.23
		80 x 165 x 330	3 1/8 x 6 1/2 x 13	Can be double stacked		
	Weight/unit	10 kg	22 lb			
	Units/area	18.52 units/m ²	1.71 units/ft ²			
	Area/layer	0.82 m ²	8.79 ft ²			
	Area/cube	7.38 m²	9 Rows 79.11 ft²			
	Length/layer	4.95 lin. m	16.25 lin. ft			
	Length/cube	44.57 lin. m	146.25 lin. ft			
	Qty/cube	135 units	135 units			
Weight/cube	1400 kg	3086 lb				

	Dimensions (mm)	Dimensions (in.)	Code	Colour	Price	
    	Paleo® Plus Paver				Price/ft² \$	
		Thickness x Width x Length	Thickness x Width x Length	10079015	Range Bourbon Beige	7.50
	A	60 x 150 x 130	2 3/8 x 5 7/8 x 5 1/8	10079016	Range Norvick Grey	7.50
	B	60 x 150 x 150	2 3/8 x 5 7/8 x 5 7/8	Can be double stacked		
	C	60 x 150 x 170	2 3/8 x 5 7/8 x 6 11/16			
	D	60 x 150 x 188	2 3/8 x 5 7/8 x 7 3/8			
	Units/area (avg.)	40.40 units/m ²	3.75 units/ft ²			
	Area/layer	0.99 m ²	10.66 ft ²			
	Area/cube	11.89 m²	12 Rows 127.89 ft²			
	Qty/cube	480 units (A = 96 B = 96 C = 96 D = 192)				
Length/layer	6.60 lin. m	21.65 lin. ft				
Length/cube	79.20 lin. m	259.85 lin. ft				
Weight/cube	1671 kg	3677 lb				

	Dimensions (mm)	Dimensions (in.)	Code	Colour	Price	
   	Trafalgar® 60 Paver				Price/ft² \$	
		Thickness x Width x Length	Thickness x Width x Length	Prestige Colour		
	A	60 x 100 x 200	2 3/8 x 3 15/16 x 7 7/8	10550441	Range Amboise Beige	9.25
	B	60 x 200 x 200	2 3/8 x 7 7/8 x 7 7/8	10550442	Range Margaux Beige	9.25
	C	60 x 300 x 200	2 3/8 x 11 13/16 x 7 7/8	Standard Colour		
	Weight/unit (avg.)	9.5 kg	20.94 lb	10550370	Range Newport Grey	7.97
	Units/area (avg.)	23.96 units/m ²	2.32 units/ft ²	10550368	Range Norvick Grey	7.97
	Area/layer	0.96 m ²	11.63 ft ²	Can be double stacked		
	Area/cube	10.56 m²	10 Rows 116.30 ft²			
	Qty/cube	A = 80 B = 80 C = 100				
	Length/layer	5.40 lin. m	17.72 lin. ft			
	Length/cube	54.01 lin. m	177.20 lin. ft			
	Weight/cube	1466 kg	3209 lb			

	Dimensions (mm)	Dimensions (in.)	Code	Colour	Price	
   	Vendome® 60 Paver				Price/ft² \$	
		Thickness x Width x Length	Thickness x Width x Length	Prestige Colour		
	A	60 x 130 x 197	2 3/8 x 5 1/8 x 7 3/4	10554761	Range Margaux Beige	10.20
	B	60 x 130 x 262	2 3/8 x 5 1/8 x 10 5/16	0554763	Rockland Black	10.20
	C	60 x 130 x 327	2 3/8 x 5 1/8 x 12 7/8	Standard Colour		
	Weight/unit (avg.)	4 kg	8.5 lb	10554762	Range Newport Grey	8.72
	Units/area (avg.)	30.50 units/m ²	2.83 units/ft ²			
	Area/layer	1.05 m ²	11.28 ft ²			
	Area/cube	8.40 m²	8 Rows 90.24 ft²			
	Length/layer	8.19 lin. m	26.87 lin. ft			
	Length/cube	65.52 lin. m	214.96 lin. ft			
	Weight/cube	1013 kg	2233 lb			

	Dimensions (mm)	Dimensions (in.)	Code	Colour	Price	
   	Vendome® 80 Paver				Price/ft² \$	
		Thickness x Width x Length	Thickness x Width x Length	Prestige Colour		
	A	80 x 130 x 197	3 1/8 x 5 1/8 x 7 3/4	10550011	Range Margaux Beige	12.40
	B	80 x 130 x 262	3 1/8 x 5 1/8 x 10 5/16	10559002	Rockland Black	12.40
	C	80 x 130 x 327	3 1/8 x 5 1/8 x 12 7/8	Standard Colour		
	Weight/unit (avg.)	6 kg	12 lb	10559010	Range Newport Grey	10.59
	Units/area (avg.)	30.50 units/m ²	2.83 units/ft ²			
	Area/layer	1.05 m ²	11.28 ft ²			
	Area/cube	8.40 m²	8 Rows 90.24 ft²			
	Qty/cube	A = 88 B = 96 C = 72				
	Length/layer	7.86 lin. m	25.80 lin. ft			
	Length/cube	62.90 lin. m	206.40 lin. ft			
	Weight/cube	1468 kg	3236 lb			

10 Pavers



Virage Paver

	Thickness x Width x Length	Thickness x Width x Length
	80 x 300 x 300	3 1/8 x 11 7/8 x 11 7/8
Weight/unit (avg.)	16 kg	36 lb
Units/area (avg.)	11.41 units/m ²	1.06 units/ft ²
Area/layer	1.05 m ²	11.32 ft ²
Area/cube	8.41 m²	8 Rows 90.54 ft²
Length/layer	3.55 lin. m	11.65 lin. ft
Length/cube	28.42 lin. m	93.23 lin. ft
Weight/cube	1548 kg	3413 lb

Code Colour

Price

Prestige Colour

Code	Colour	Price/ft ² \$
10303063	Range Scandina Grey	10.96



Zen Paver

	Thickness x Width x Length	Thickness x Width x Length
	80 x 190 x 380	3 1/8 x 7 1/2 x 15
Weight/unit (avg.)	10 kg	22 lb
Units/area (avg.)	18.04 units/m ²	3.1 units/ft ²
Area/layer	0.87 m ²	9.33 ft ²
Area/cube	7.83 m²	9 Rows 83.97 ft²
Qty/cube	108 units	108 units
Length/layer	4.52 lin. m	14.84 lin. ft
Length/cube	40.72 lin. m	133.58 lin. ft
Weight/cube	1101 kg	2428 lb

Prestige Colour

Code	Colour	Price/ft ² \$
10300745	Range Amber Beige	13.08
10301003	Range Scandina Grey	13.08

IMPORTANT: NOTE RELATED TO PAVERS

The number of regular units per square foot (m2) indicated takes into consideration a sand joint which will vary depending on the paver model. To obtain an even distribution of colour, it is recommended that you install paving stones from more than one cube at a time. Some pavers are sold by complete cube, by layer or by piece. Please check with PERMACON customer service when ordering.

Dimensions (mm) Dimensions (in.) Code Colour Price



Dec-Or-Post®

	Height x Depth x Length	Height x Depth x Length
	190 x 305 x 305	7 1/2 x 12 x 12
Weight/unit	26 kg	58 lb
Qty/cube	60 units	5 Rows
Weight/cube	1616 kg	3566 lb

12059048 Grey

Price/unit
\$

9.11



Dek-Block





	Height x Depth x Length	Height x Depth x Length
	190 x 280 x 280	7 1/2 x 11 x 11
Weight/unit	21 kg	47 lb
Qty/cube	60 units	5 Rows
Weight/cube	1314 kg	2901 lb

12059028 Grey

Price/unit
\$

8.70

12 Slabs

	Dimensions (mm)	Dimensions (in.)	Code	Colour	Price		
	Camino™ Slab				Price/unit \$		
	Thickness x Width x Length	Thickness x Width x Length	12052386	Mineral Grey	7.44		
	43 x 400 x 400	1 11/16 x 15 3/4 x 15 3/4					
	Weight/unit	15 kg					
	Units/area	0.16 m ²					
	Area/layer	0.96 m ²					
	Area/cube	14.40 m ²	154.80 ft ²				
	Qty/cube	90 units	15 Rows	90 units			
	Weight/cube	1373 kg	3026 lb				
		Caribou® Slab				Price/unit \$	
Thickness x Width x Length		Thickness x Width x Length	12052608	Graphite	12.86		
60 x 198 x 598		2 3/8 x 7 13/16 x 23 9/16	12052975	Earth Blend	12.86		
Weight/unit		16 kg					
Units/area		0.12 m ²					
Area/layer		0.71 m ²					
Area/cube		7.82 m ²	84.17 ft ²				
Qty/cube		66 units	11 Rows	66 units			
Weight/cube		1074 kg	2368 lb				
		Cassara® Large Rectangle Slab				Price/ft² \$	
	Thickness x Width x Length	Thickness x Width x Length	Prestige Colour				
	60 x 300 x 700	2 3/8 x 11 13/16 x 27 9/16	10200651	Range Amber Beige	9.98		
	Weight/unit	29 kg	64 lb	10200759	Range Scandina Grey	9.98	
	Units/area	0.21 m ²	2.26 ft ²	10200653	Rockland Black	9.98	
	Area/layer	0.63 m ²	6.78 ft ²	Standard Colour			
	Area/cube	7.56 m²	12 Rows	81.36 ft²	10200652	Range Shaded Grey	8.61
	Qty/cube	36 units	36 units				
	Weight/cube	1073 kg	2369 lb				
		Chalet™ Slab				Price/unit \$	
Thickness x Width x Length		Thickness x Width x Length	12051211	Silvero	22.22		
50 x 300 x 750		2 x 11 13/16 x 29 1/2	Packaged vertically				
Weight/unit		27.16 kg	60 lb				
Units/area		0.225 m ²	2.42 ft ²				
Area/cube		9.90 m ²	106.48 ft ²				
Qty/cube		44 units	44 units				
Weight/cube		1195 kg	2634 lb				

Dimensions (mm) Dimensions (in.) Code Colour Price



City Slab



	Thickness x Width x Length	Thickness x Width x Length
	60 x 500 x 750	2 3/8 x 19 11/16 x 29 1/2
Weight/unit	52 kg	114 lb
Units/area	0.38 m ²	4.04 ft ²
Area/layer	0.75 m ²	8.07 ft ²
Area/cube	9.00 m² 12 Rows	96.84 ft²
Qty/cube	24 units	24 units
Weight/cube	1270 kg	2800 lb


Price/ft²
\$

Prestige Colour

12051210	Cameo Beige	22.04
Standard Colour		
12059437	Alpine Grey	15.89
12059443	Sterling Grey	15.89



Econo Slab



	Thickness x Width x Length	Thickness x Width x Length
	50 x 305 x 305	2 x 12 x 12
Weight/unit	7.7 kg	17 lb
Units/area	0.09 m ²	0.94 ft ²
Area/layer	1.04 m ²	11.24 ft ²
Area/cube	15.66 m ²	168.63 ft ²
Qty/cube	180 units 15 Rows	180 units
Weight/cube	1413 kg	3109 lb

Price/unit
\$

12059088	Grey	4.64
12059089	Earth Blend	5.03

Can be double stacked



Esbelto® Slab



	Thickness x Width x Length	Thickness x Width x Length
	60 x 305 x 610	2 3/8 x 12 x 24
Weight/unit	28 kg	61 lb
Units/area	0.186 m ²	2.00 ft ²
Area/layer	1.11 m ²	12.00 ft ²
Area/cube	11.10 m² 10 Rows	120.00 ft²
Qty/cube	60 units	60 units
Weight/cube	1655 kg	3649 lb

Price/ft²
\$

DuraFusion Colour

12052896	Hickory 	9.59
12052376	Marbella 	9.59
12052375	Silverstone 	9.59

Prestige Colour


12051114	Range Amber Beige	8.79
12051112	Range Scandina Grey	8.79

14 Slabs

Dimensions (mm) Dimensions (in.) Code Colour Price



Hexagon™ Slab



	Thickness x Width x Length	Thickness x Width x Length
	50 x 299 x 341	2 x 11 3/4 x 13 7/16
Weight/unit	9.0 kg	19.9 lb
Units/area	0.08 m ²	0.83 ft ²
Area/layer	0.85 m ²	9.13 ft ²
Area/cube	8.48 m ²	91.30 ft ²
Qty/cube	110 units 10 Rows	110 units
Weight/cube	994 kg	2192 lb

Code	Colour	Price/unit \$
12052773	Avalanche	5.06
127000733	Charcoal - <i>N</i>	5.06

Can be double stacked



Half-Hexagon™ Slab




	Thickness x Width x Length	Thickness x Width x Length
	50 x 150 x 346	2 x 5 7/8 x 13 5/8
Weight/unit	4.5 kg	9.9 lb
Units/area	0.04 m ²	0.41 ft ²
Area/layer	0.92 m ²	9.89 ft ²
Area/cube	9.19 m ²	98.88 ft ²
Qty/cube	240 units 10 Rows	240 units
Weight/cube	1075 kg	2369 lb

Code	Colour	Price/unit \$
12052775	Avalanche	2.83

Can be double stacked



Kendo® Slab




	Thickness x Width x Length	Thickness x Width x Length
	50 x 431 x 600	2 x 17 x 24
Weight/unit	30.34 kg	66.9 lb
Units/area	0.19 m ²	2 ft ²
Area/layer	0.74 m ²	8 ft ²
Area/cube	8.92 m ²	96 ft ²
Qty/cube	48 units 12 Rows	48 units
Weight/cube	1459 kg	3210 lb

Code	Colour	Price/unit \$
12100023	Range Richmond Grey	18.82

Can be double stacked



Mega Melville® Slab



	Thickness x Width x Length	Thickness x Width x Length
	60 x 570 x 950	2 3/8 x 22 7/16 x 37 3/8
Weight/unit	79 kg	175 lb
Units/area	0.54 m ²	5.83 ft ²
Area/layer	1.08 m ²	11.66 ft ²
Area/cube	9.72 m² 9 Rows	104.94 ft²
Qty/cube	18 units	18 units
Weight/cube	1422 kg	3150 lb


Price/ft² \$

Prestige Colour		
12053566	Range Amber Beige	10.37
12052363	Range Margaux Beige	10.37
12052772	Range Chambord Grey	10.37
12052362	Range Scandina Grey	10.37
12052360	Rockland Black	10.37
Standard Colour		
12053566	Range Newport Grey	9.04
12052365	Range Shaded Grey	9.04

Dimensions (mm) Dimensions (in.) Code Colour Price



Melville® 24 x 24 Slab




	Thickness x Width x Length	Thickness x Width x Length
	60 x 610 x 610	2 3/8 x 24 x 24
Weight/unit	52 kg	115 lb
Units/area	0.37 m ²	4 ft ²
Area/layer	0.74 m ²	8 ft ²
Area/cube	8.92 m²	12 Rows 96 ft²
Qty/cube	24 units	24 units
Weight/cube	1232 kg	2717 lb

Prestige Colour

Code	Colour	Price/ft ² \$
12051241	Blizzard	14.67
12051242	Range Amber Beige	9.56
127000956	Range Scandina Grey - <i>N</i>	9.56
Standard Colour		
127000955	Range Newport Grey - <i>N</i>	8.09



Melville® 60 Slab



	Thickness x Width x Length	Thickness x Width x Length
A	60 x 190 x 380	2 3/8 x 7 1/2 x 15
B	60 x 380 x 380	2 3/8 x 15 x 15
C	60 x 380 x 570	2 3/8 x 15 x 22 7/16
Weight/unit (avg.)	19 kg	42 lb
Units/area (avg.)	0.14 units/m ²	1.46 units/ft ²
Area/layer	1.08 m ²	11.66 ft ²
Area/cube	10.80 m²	10 Rows 116.60 ft²
Qty/cube	80 units	80 units
Weight/cube	1538 kg	3391 lb

DuraFusion Colour

Code	Colour	Price/ft ² \$
12051955	Hickory	9.59
12051953	Marbella	9.59
12051954	Silverstone	9.59

Prestige Colour

Code	Colour	Price/ft ² \$
12053046	Range Amber Beige	8.79
12052734	Range Margaux Beige	8.79
12052104	Range Chambord Grey	8.79
12052365	Range Scandina Grey	8.79
12052732	Rockland Black	8.79

Standard Colour

Code	Colour	Price/ft ² \$
12053045	Range Newport Grey	7.49
12053045	Range Shaded Grey	7.49

Can be double stacked



Metrik™ Slab




	Thickness x Width x Length	Thickness x Width x Length
	60 x 70 x 280	2 3/8 x 2 3/4 x 11
Weight/unit	2.7 kg	5.96 lb
Units/area	0.02 m ²	0.21 ft ²
Area/layer	0.92 m ²	9.95 ft ²
Area/cube	11.09 m²	12 Rows 119.40 ft²
Qty/cube	576 units	576 units
Weight/cube	1558 kg	3434 lb

Prestige Colour

Code	Colour	Price/ft ² \$
10502884	Blizzard	14.33
10502882	Rockland Black	10.76
127000940	Range Scandina Grey - <i>N</i>	10.76



Mini Kendo® Slab





	Thickness x Width x Length	Thickness x Width x Length
	50 x 350 x 400	2 x 13 3/4 x 15 3/4
Weight/unit	12.7 kg	28 lb
Units/area	0.12 m ²	1.30 ft ²
Area/layer	0.73 m ²	7.90 ft ²
Area/cube	10.24 m ²	110.19 ft ²
Qty/cube	84 units	12 Rows 84 units
Weight/cube	1097 kg	2418 lb


Price/unit \$


Code	Colour	Price/unit \$
12101302	Range Richmond Grey	13.22

16 Slabs

	Dimensions (mm)	Dimensions (in.)	Code	Colour	Price	
	Mondrian® Plus 50 Slab				Price/ft² \$	
		Thickness x Width x Length	Thickness x Width x Length	Prestige Colour		
	A	50 x 190 x 380	2 x 7 1/2 x 15	12052842	Range Margaux Beige	9.10
	B	50 x 380 x 380	2 x 15 x 15	Standard Colour		
	C	50 x 380 x 570	2 x 15 x 22 7/16	12052841	Range Newport Grey	7.69
	Weight/unit (avg.)	16 kg	35 lb	12052843	Range Norvick Grey	7.69
	Units/area (avg.)	0.14 m ²	1.45 ft ²	Can be double stacked		
	Area/layer	1.08 m ²	11.66 ft ²			
	Area/cube	10.80 m²	10 Rows	116.60 ft²		
	Qty/cube	A = 30	B = 30	C = 20		
Weight/cube	1288 kg	2833 lb				

	Dimensions (mm)	Dimensions (in.)	Code	Colour	Price	
	Mondrian® Plus 60 Slab				Price/ft² \$	
		Thickness x Width x Length	Thickness x Width x Length	Prestige Colour		
	A	60 x 165 x 330	2 3/8 x 6 1/2 x 13	12052894	Range Amboise Beige	8.96
	B	60 x 330 x 330	2 3/8 x 13 x 13	12052893	Range Margaux Beige	8.96
	C	60 x 330 x 495	2 3/8 x 13 x 19 1/2	12052566	Range Scandina Grey	8.96
	Weight/unit (avg.)	14 kg	30 lb	Standard Colour		
	Units/area	0.11 m ²	1.17 ft ²	12052892	Range Newport Grey	7.56
	Area/layer	0.98 m ²	10.55 ft ²	12052891	Range Norvick Grey	7.56
	Area/cube	11.76 m²	12 Rows	126.60 ft²		
	Qty/cube	A = 48	B = 48	C = 24	Can be double stacked	
Weight/cube	1666 kg	3667 lb				

	Dimensions (mm)	Dimensions (in.)	Code	Colour	Price	
	Patio + Slab				Price/unit \$	
		Thickness x Width x Length	Thickness x Width x Length	12059092	Grey	8.04
		43 x 400 x 400	1 11/16 x 15 3/4 x 15 3/4	12059093	Range Ivory Beige	8.84
	Weight/unit	16 kg	35 lb	Can be double stacked		
	Units/area	0.16 m ²	1.72 ft ²			
	Area/layer	0.96 m ²	10.32 ft ²			
	Area/cube	14.40 m ²	154.80 ft ²			
	Qty/cube	90 units	15 Rows	90 units		
	Weight/cube	1440 kg	3150 lb			

	Dimensions (mm)	Dimensions (in.)	Code	Colour	Price	
	Portage® Slab				Price/unit \$	
		Thickness x Width x Length	Thickness x Width x Length	12109007	Earth Blend	13.39
		43 x 391 x 534	1 11/16 x 15 1/2 x 21	12109006	Shadow Blend	13.39
	Weight/unit	13 kg	30 lb			
	Units/area	0.14 m ²	1.50 ft ²			
	Area/layer	0.84 m ²	9.00 ft ²			
	Area/cube	12.50 m ²	135.00 ft ²			
	Qty/cube	90 units	15 Rows	90 units		
	Weight/cube	1231 kg	2708 lb			

Dimensions (mm) Dimensions (in.) Code Colour Price



Quadral® Slab

Price/unit
\$




	Thickness x Width x Length	Thickness x Width x Length
	50 x 400 x 400	2 x 15 3/4 x 15 3/4
Weight/unit	18 kg	40 lb
Units/area	0.16 m ²	1.72 ft ²
Area/layer	0.96 m ²	10.32 ft ²
Area/cube	12.48 m ²	134.35 ft ²
Qty/cube	78 units 13 Rows	78 units
Weight/cube	1434 kg	3155 lb

12050054	Earth Blend	10,91
12050052	Shadow Blend	10,91



Rosebel® Slab

Price/ft²
\$



	Thickness x Width x Length	Thickness x Width x Length
A	60 x 389 x 560	2 3/8 x 15 5/16 x 22
B	60 x 389 x 756	2 3/8 x 15 5/16 x 29 3/4
Weight/unit (avg.)	24 kg	58 lb
Units/area (avg.)	0.18 m ²	1.98 ft ²
Area/layer	0.73 m ²	7.90 ft ²
Area/cube	8.76 m² 12 Rows	94.80 ft²
Qty/cube	48 units	48 units
Weight/cube	1159 kg	2550 lb

Prestige Colour		
10200632	Range Amboise Beige	9.86
10200631	Range Margaux Beige	9.86


Standard Colour		
10200633	Range Newport Grey	9.01
10200678	Range Norvick Grey	9.01

Can be double stacked



Saranak® 16 x 16 Slab

Price/unit
\$



	Thickness x Width x Length	Thickness x Width x Length
	50 x 400 x 400	2 x 15 3/4 x 15 3/4
Weight/unit	18 kg	39 lb
Units/area	0.160 m ²	1.720 ft ²
Area/layer	0.96 m ²	10.33 ft ²
Area/cube	9.60 m ²	103.30 ft ²
Qty/cube	60 units 10 Rows	60 units
Weight/cube	1095 kg	2409 lb


12100045	Earth Blend	11.06
12100046	Shadow Blend	11.06
12101231	Graphite Black	11.06

Can be double stacked



Saranak® 16 x 24 Slab

Price/unit
\$



	Thickness x Width x Length	Thickness x Width x Length
	50 x 400 x 600	2 x 15 3/4 x 23 5/8
Weight/unit	27 kg	59 lb
Units/area	0.240 m ²	2.580 ft ²
Area/layer	0.96 m ²	10.33 ft ²
Area/cube	9.60 m ²	103.30 ft ²
Qty/cube	40 units 10 Rows	40 units
Weight/cube	1094 kg	2413 lb

12100043	Earth Blend	16.92
12100044	Shadow Blend	16.92
12102351	Graphite Black	16.92

Can be double stacked

18 Slabs

Dimensions (mm) Dimensions (in.) Code Colour Price



Turfstone Paver




	Thickness x Width x Length	Thickness x Width x Length
	100 x 598 x 398	3.93 x 23.54 x 15.67
Weight/unit	33 kg	73 lb
Units/area	0.24 m ²	2.59 ft ²
Area/cube	8.44 m²	7 Rows 90.80 ft²
Qty/cube	35 units	35 units
Weight/cube	1172 kg	2579 lb

Code	Colour	Price/ft ² \$
10300723	Grey	8.66

Can be double stacked



Vertex Slab *New*




	Thickness x Width x Length	Thickness x Width x Length
	60 x 200 et 302 x 610	2 3/8 x 7 7/8 et 11 7/8 x 24
Weight/unit	22 kg	48 lb
Units/area	0.153 m ²	1.65 ft ²
Area/layer	1.22 m ²	13.17 ft ²
Area/cube	12.2 m²	10 Rows 131.7 ft²
Qty/cube	80 units	80 units
Weight/cube	1725 kg	3803 lb

Prestige Colour		Price/ft ² \$
127001178	Range Amber Beige	9.50
127001179	Range Scandina Grey	9.50



Wilfrid Slab



	Thickness x Width x Length	Thickness x Width x Length
A	60 x 570 x 380	2 3/8 x 22 7/16 x 15
B	60 x 570 x 570	2 3/8 x 22 7/16 x 22 7/16
C	60 x 570 x 950	2 3/8 x 22 7/16 x 37 3/8
Weight/unit (avg.)	53 kg	117 lb
Area/layer (avg.)	1.05 m ²	11.66 ft ²
Area/cube	9.72 m²	9 Rows 104.94 ft²
Weight/cube	1422 kg	3150 lb

Prestige Colour		Price/ft ² \$
12051189	Range Amber Beige	10.37
12051213	Range Scandina Grey	10.37
Standard Colour		
127000957	Range Newport Grey - <i>N</i>	9.04

Dimensions (mm) Dimensions (in.) Code Colour Price

IMPORTANT: NOTE RELATED TO WALLS


The area per layer or cube always includes a joint and the thickness will vary depending on the product.



Beltis® Antique Wall

	Height x Depth x Length	Height x Depth x Length
	102 x 185 x 293	4 x 7 1/4 x 11 1/2
Weight/unit	9.1 kg	20 lb
Units/area (avg.)	35.20 units/m ²	3.27 units/ft ²
Area/cube (avg.)	4.09 m ²	44.04 ft ²
Qty/cube	144 units 6 Rows	144 units
Weight/cube	1336 kg	2946 lb


Code	Colour	Price/unit \$
16200124	Earth Blend	7.59
16200123	Shadow Blend	7.59



Caribou® Wall

	Height x Depth x Length	Height x Depth x Length
	102 x 146 x 600	4 x 5 3/4 x 23 5/8
Weight/unit	21 kg	46 lb
Units/area	16.40 units/m ²	1.52 units/ft ²
Area/cube	3.05 m ²	32.81 ft ²
Qty/cube	50 units 5 Rows	50 units
Weight/cube	1033 kg	2277 lb

Code	Colour	Price/unit \$
16253677	Earth Blend	12.52



Celtik® Plus 90 Wall

	Height x Depth x Length	Height x Depth x Length
A	90 x 225 x 175	3 9/16 x 8 7/8 x 6 7/8
B	90 x 225 x 265	3 9/16 x 8 7/8 x 10 7/16
C	90 x 225 x 345	3 9/16 x 8 7/8 x 13 9/16
D	90 x 225 x 435	3 9/16 x 8 7/8 x 17 1/8
Weight/unit (avg.)	14 kg	31 lb
Area/layer (1 to 6)	0.45 m ²	4.89 ft ²
Area/cube	3.18 m² 7 Rows	34.22 ft²
Qty/cube	A = 28 B = 28 C = 28 D = 28	
Length/layer (1 to 6)	4.88 lin. m	16.00 lin. ft
Length/cube	34.14 lin. m	112.00 lin. ft
Weight/cube	1590 kg	3505 lb

Code	Colour	Price/ft ² \$
16252364	Range Sheffield Beige and Black	33.37
16252362	Range Norvick Grey	33.37

For each Unit of 90 mm, one alignment pin is included
 Note: 1/4 layer = 1.22 ft², 1/8 layer = 0.61 ft²
 Can be double stacked

20 Walls



	Dimensions (mm)	Dimensions (in.)	Code	Colour	Price
Country Wall					Price/unit
	Height x Depth x Length	Height x Depth x Length			\$
	102 x 203 x 228	4 x 8 x 9	16259129	Range Beige	7.14
	102 x 203 x 228	4 x 8 x 9	16259130	Range Charcoal	7.14
Weight/unit	9.1 kg	20 lb	Can be double stacked		
Units/area	51.60 units/m ²	4.80 units/ft ²			
Area/cube	2.79 m ²	30.00 ft ²			
Qty/cube	144 units	6 Rows	144 units		
Weight/cube	1313 kg	2889 lb			



	Dimensions (mm)	Dimensions (in.)	Code	Colour	Price
Mini-Beltis® Wall					Price/unit
	Height x Depth x Length	Height x Depth x Length			\$
	76 x 127 x 229/160	3 x 5 x 9/6	16250761	Earth Blend	4.08
	76 x 127 x 229/160	3 x 5 x 9/6	16250760	Shadow Blend	4.08
Weight/unit	3.4 kg	7.5 lb	Can be double stacked		
Units/area (avg.)	68.89 units/m ²	6.40 units/ft ²			
Area/cube	5.49 m ²	59.04 ft ²			
Qty/cube	360 units	9 Rows	360 units		
Weight/cube	1252 kg	2760 lb			



	Dimensions (mm)	Dimensions (in.)	Code	Colour	Price
Olde Forge® Straight Wall					Price/unit
	Height x Depth x Length	Height x Depth x Length			\$
	100 x 225 x 457	4 x 8 7/8 x 18	16209177	Earth Blend	16.93
	100 x 225 x 457	4 x 8 7/8 x 18	16209176	Shadow Blend	16.93
Weight/unit	24 kg	53 lb	Can be double stacked		
Units/area	21.90 units/m ²	2.00 units/ft ²			
Area/cube	2.79 m ²	30.00 ft ²			
Qty/cube	60 units	6 Rows	60 units		
Weight/cube	1468 kg	3223 lb			



	Dimensions (mm)	Dimensions (in.)	Code	Colour	Price
Orion Wall					Price/ft²
	Height x Depth x Length	Height x Depth x Length			\$
	180 x 203 x 813	7 x 8 x 32	16251110	Range Amber Beige	30.79
	180 x 203 x 813	7 x 8 x 32	16251109	Range Scandina Grey	30.79
Weight/unit (avg.)	68 kg	151 lb	Can be double stacked		
Units/area (avg.)	6.83 units/m ²	0.63 unit/ft ²			
Area/cube	3.51 m²	4 Rows	37.8 ft²		
Length/cube	19.51 lin. m	64.02 lin. ft			
Qty/cube	24 units	24 units			
Weight/cube	1640 kg	3616 lb			



	Dimensions (mm)	Dimensions (in.)	Code	Colour	Price
Planter Block					Price/unit
	Height x Depth x Length	Height x Depth x Length			\$
	142 x 200 x 200	5 5/8 x 7 3/4 x 7 3/4	16202686	Tan	9.65
Weight/unit	10 kg	23 lb			
Qty/cube	120 units	5 Rows	120 units		
Weight/cube	1263 kg	2784 lb			

Dimensions (mm) Dimensions (in.) Code Colour Price

RB Wall Standard Unit



	Height x Depth x Length	Height x Depth x Length
	150 x 300 x 200	5 29/32 x 11 13/16 x 7 7/8
Weight/unit	20.4 kg	45 lb
Units/area	-	3.10 units/ft ²
Area/cube	-	19.40 ft ²
Length/cube	-	39.40 lin. ft
Qty/cube	60 units	60 units
Weight/cube	1224 kg	2698 lb

		Price/unit \$
16259289	Natural	8.23
16259287	Range Desert Grey	9.01
16259288	Range Granite Grey	9.01
16251887	Sierra Black	9.01

Production - Cambridge
Can be double stacked

RB Wall Corner Unit



	Height x Depth x Length	Height x Depth x Length
	150 x 300 x 200	5 29/32 x 11 13/16 x 7 7/8
Weight/unit	20.94 kg	46.20 lb
Units/area	-	0.81 ft ²
Qty/cube	36 units	36 units
Weight/cube	754 kg	1664 lb

		Price/unit \$
16259283	Natural	19.75
16259281	Range Desert Grey	21.24
16259282	Range Granite Grey	21.24
16251886	Sierra Black	21.24

Sold by piece
Production - Cambridge
Can be double stacked

RB 24 inch Capping Unit




	Height x Depth x Length	Height x Depth x Length
	75 x 300 x 610	2.95 x 11.81 x 24.02
Weight/unit	29.75 kg	65.56 lb
Length/cube	-	64.0 lin. ft
Qty/cube	32 units	32 units
Weight/cube	952 kg	2098 lb

		Price/unit \$
16251369	Natural	18.22
16251367	Range Desert Grey	19.59
16251368	Range Granite Grey	19.59
16251874	Sierra Black	19.59

Sold in pieces of 8
Production - Cambridge
Can be double stacked

Skyline® Wall



	Height x Depth x Length	Height x Depth x Length
	102 x 146 x 406	4 x 5 3/4 x 16
Weight/unit	16 kg	30 lb
Units/area	24.22 units/m ²	2.25 units/ft ²
Area/cube	4.13 m ²	44.45 pi ²
Qty/cube	100 units 5 Rows	100 units
Weight/cube	1386 kg	3056 lb

		Price/unit \$
16252676	Dorset Grey	8.12

Townsend® Wall/Curb



	Height x Depth x Length	Height x Depth x Length
	102 x 146 x 406	4 x 5 3/4 x 16
Weight/unit	13.57 kg	29 lb
Units/area	24.22 units/m ²	2.25 units/ft ²
Area/cube	4.13 m ²	44.45 pi ²
Qty/cube	100 units 4 Rows	100 units
Weight/cube	1357 kg	2985 lb

		Price/unit \$
16252657	Earth Blend	6.90
16252301	Shadow Blend	6.90

22 Walls

Dimensions (mm) Dimensions (in.) Code Colour Price

Universal Slope Block



	Height x Depth x Length	Height x Depth x Length
	135 x 280 x 215	5 5/16 x 11 x 8 1/2
Weight/unit	19 kg	40 lb
Units/area	34.46 units/m ²	3.20 units/ft ²
Area/cube	2.32 m ²	25.00 ft ²
Qty/cube	80 units 4 Rows	80 units
Weight/cube	1490 kg	3278 lb

		Price/unit \$
16259199	Grey	6.14

Universal Slope Block Split face




	Height x Depth x Length	Height x Depth x Length
	134 x 305 x 215	5 5/16 x 12 x 8 1/2
Weight/unit	20 kg	43 lb
Units/area	34.40 units/m ²	3.20 units/ft ²
Area/cube	2.32 m ²	25.00 ft ²
Qty/cube	80 units 4 Rows	80 units
Weight/cube	1590 kg	3498 lb

		Price/unit \$
16259167	Grey	6.89

Sold in double units. Splitting required.

Urbano® Wall




	Height x Depth x Length	Height x Depth x Length
A	201 x 120 x 335	7 15/16 x 4 3/4 x 13 3/16
B	201 x 120 x 402	7 15/16 x 4 3/4 x 15 13/16
C	201 x 120 x 469	7 15/16 x 4 3/4 x 18 1/2
Weight/unit (avg.)	21 kg	47 lb
Area/layer	0.87 m ²	9.35 ft ²
Area/cube	3.48 m² 4 Rows	37.40 ft²
Length/cube	28.94 lin. m	94.96 lin. ft
Weight/cube	1525 kg	3363 lb

		Price/ft ² \$
16254311	Range Amber Beige	32.07
16254312	Range Shaded Grey	32.07
16254078	Range Scandinia Grey	32.07

148 universal connectors included


Vario™ 90 Wall



	Height x Depth x Length	Height x Depth x Length
A	90 x 238 x 317.5	3 9/16 x 9 3/8 x 12 1/2
B	90 x 238 x 397	3 9/16 x 9 3/8 x 15 5/8
C	90 x 238 x 476.5	3 9/16 x 9 3/8 x 18 3/4
Weight/unit (avg.)	20 kg	44 lb
Area/layer	0.36 m ²	3.84 ft ²
Area/cube	2.85 m² 8 Rows	30.72 ft²
Length/cube	31.76 lin. m	104.16 lin. ft
Weight/cube	1517 kg	3346 lb

		Price/ft ² \$
16251288	Range Amber Beige	33.81
16251286	Range Newport Grey	33.81
16251287	Range Scandinia Grey	33.81

Vario™ 180 Wall




	Height x Depth x Length	Height x Depth x Length
A	180 x 238 x 317.5	7 x 9 3/8 x 12 1/2
B	180 x 238 x 397	7 x 9 3/8 x 15 5/8
C	180 x 238 x 476.5	7 x 9 3/8 x 18 3/4
Weight/unit (avg.)	31 kg	70 lb
Area/layer	0.71 m ²	7.69 ft ²
Area/cube	3.57 m² 5 Rows	38.45 ft²
Length/cube	19.85 lin. m	65.10 lin. ft
Weight/cube	1506 kg	3321 lb

		Price/ft ² \$
16251289	Range Amber Beige	33.81
16251060	Range Newport Grey	33.81
16251399	Range Scandinia Grey	33.81

Dimensions (mm) Dimensions (in.) Code Colour Price

Wallstone® Standard



	Height x Depth x Length	Height x Depth x Length
	100 x 200 x 300	3 15/16 x 7 7/8 x 11 13/16
Weight/unit	13.3 kg	29.3 lb
Units/area	-	3.10 units/ft ²
Area/cube	-	34.80 ft ²
Length/cube	-	106.30 lin. ft
Qty/cube	108 units	108 units
Weight/cube	1436 kg	3165 lb

	Code	Colour	Price/unit \$
	16259322	Desert Grey Blend	5.47
	16259323	Granite Blend	5.47

Sold by - 36 pieces
Production location - Cambridge

Wallstone® Corner/Column




	Height x Depth x Length	Height x Depth x Length
	100 x 200 x 300	3 15/16 x 7 7/8 x 11 13/16
Weight/unit	13.3 kg	29.3 lb
Units/area	-	3.10 units/ft ²
Area/cube	-	34.80 ft ²
Length/cube	-	106.30 lin. ft
Qty/cube	108 units	108 units
Weight/cube	1436 kg	3165 lb

	Code	Colour	Price/unit \$
	16259316	Desert Grey Blend	7.77
	16259317	Granite Blend	7.77

Sold by piece
Production location - Cambridge

Wedgestone Wall Standard



	Height x Depth x Length	Height x Depth x Length
	100 x 200 x 300	3 15/16 x 7 7/8 x 11 13/16
Weight/unit	9.27 kg	20.04 lb
Unit/area	-	4.00 units/ft ²
Area/cube	-	37.20 ft ²
Length/cube	-	113.60 lin. ft
Qty/cube	150 units	150 units
Weight/cube	1390kg	3064 lb

	Code	Colour	Price
	16259334	Desert Grey Blend	4.05
	16259335	Granite Blend	4.05

Sold by - 25 pieces
Production location Cambridge


Products available in ONTARIO AND QUEBEC ONLY

24 Tandem Walls

Dimensions (mm) Dimensions (in.) Code Colour Price

Lafitt® Tandem Wall – 90 mm Veneer Unit

Price/ft²
\$




	Height x Depth x Length	Height x Depth x Length
A	90 x 67 x 201	3 9/16 x 2 5/8 x 7 7/8
B	90 x 67 x 268	3 9/16 x 2 5/8 x 10 1/2
C	90 x 67 x 335	3 9/16 x 2 5/8 x 13 3/16
D	90 x 67 x 402	3 9/16 x 2 5/8 x 15 13/16
Weight/unit (avg.)	4 kg	8 lb
Area/layer	0.98 m ²	10.53 ft ²
Area/cube	3.92 m²	4 Rows 42.12 ft²
Qty/cube	A = 36 B = 36	C = 36 D = 36
Length/layer	10.89 lin. m	35.64 lin. ft
Length/cube	43.56 lin. m	142.56 lin. ft
Weight/cube	550 kg	1210 lb

16250906	Range Margaux Beige	17.23
16250907	Range Newport Grey	17.23
16251849	Range Scandinia Grey	17.23
16251151	Rockland Black	17.23

Set of 4 units = 1.17 ft²
Can be double stacked

Lafitt® Tandem Wall – 180 mm Veneer Unit

Price/ft²
\$




	Height x Depth x Length	Height x Depth x Length
E	180 x 67 x 335	7 1/16 x 2 5/8 x 13 3/16
F	180 x 67 x 402	7 1/16 x 2 5/8 x 15 13/16
G	180 x 67 x 469	7 1/16 x 2 5/8 x 18 1/2
Weight/unit (avg.)	10 kg	21 lb
Area/layer	1.08 m ²	11.63 ft ²
Area/cube	4.32 m²	4 Rows 46.52 ft²
Qty/cube	E = 20 F = 20	G = 20
Length/layer	6.02 lin. m	19.75 lin. ft
Length/cube	24.08 lin. m	79.00 lin. ft
Weight/cube	634 kg	1395 lb

16250903	Range Amboise Beige	17.23
16250910	Range Margaux Beige	17.23
16250909	Range Newport Grey	17.23
16251853	Range Scandinia Grey	17.23
16251162	Rockland Black	17.23

Set of 3 units = 2.32 ft²
Can be double stacked

Melville® Tandem Wall – 90 mm Veneer Unit

Price/ft²
\$




	Height x Depth x Length	Height x Depth x Length
A	90 x 67 x 201	3 9/16 x 2 5/8 x 7 7/8
B	90 x 67 x 268	3 9/16 x 2 5/8 x 10 1/2
C	90 x 67 x 335	3 9/16 x 2 5/8 x 13 3/16
D	90 x 67 x 402	3 9/16 x 2 5/8 x 15 13/16
Weight/unit (avg.)	4 kg	8 lb
Area/layer	0.98 m ²	10.53 ft ²
Area/cube	3.92 m²	4 Rows 42.12 ft²
Qty/cube	A = 36 B = 36	C = 36 D = 36
Length/layer	10.89 lin. m	35.64 lin. ft
Length/cube	43.56 lin. m	142.56 lin. ft
Weight/cube	550 kg	1210 lb

16252291	Range Amber Beige	15.81
16251867	Range Margaux Beige	15.81
16251526	Range Newport Grey	15.81
16252293	Range Shaded Grey	15.81
16251868	Range Scandinia Grey	15.81
16251527	Rockland Black	15.81

Set of 4 units = 1.17 ft²
Can be double stacked

Melville® Tandem Wall – 180 mm Veneer Unit

Price/ft²
\$



	Height x Depth x Length	Height x Depth x Length
E	180 x 67 x 335	7 1/16 x 2 5/8 x 13 3/16
F	180 x 67 x 402	7 1/16 x 2 5/8 x 15 13/16
G	180 x 67 x 469	7 1/16 x 2 5/8 x 18 1/2
Weight/unit (avg.)	10 kg	21 lb
Area/layer	1.08 m ²	11.63 ft ²
Area/cube	4.32 m²	4 Rows 46.52 ft²
Qty/cube	E = 20 F = 20	G = 20
Length/layer	6.02 lin. m	19.75 lin. ft
Length/cube	24.08 lin. m	79.00 lin. ft
Weight/cube	605 kg	1331 lb

16252289	Range Amber Beige	15.81
16251866	Range Margaux Beige	15.81
16251496	Range Newport Grey	15.81
16252288	Range Shaded Grey	15.81
16251836	Range Scandinia Grey	15.81
16251497	Rockland Black	15.81

Set of 3 units = 2.32 ft²
Can be double stacked

Dimensions (mm) Dimensions (in.) Code Colour Price

Tandem® Wall - Starter Unit

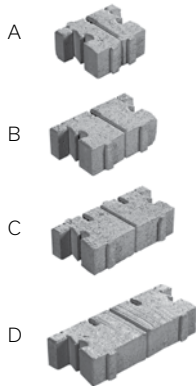


	Height x Depth x Length	Height x Depth x Length
	90 x 268 x 469	3 9/16 x 10 1/2 x 18 1/2
Weight/unit	23 kg	51 lb
units/longueur	2.30 units/lin. m	0.70 units/lin.ft
Qty/cube	56 units	7 Rows
Weight/cube	1333 kg	2939 lb

Code	Colour	Price/unit \$
12053584	Grey	9.43

Can be double stacked

Tandem® Wall - 90 mm Structural Unit



	Height x Depth x Length	Height x Depth x Length
A	90 x 155 x 201	3 9/16 x 6 1/8 x 7 7/8
B	90 x 155 x 268	3 9/16 x 6 1/8 x 10 1/2
C	90 x 155 x 335	3 9/16 x 6 1/8 x 13 3/16
D	90 x 155 x 402	3 9/16 x 6 1/8 x 15 13/16
Weight/unit (avg.)	23 kg	51 lb
Area/layer	0.65 m ²	7.02 ft ²
Area/cube	3.91 m²	6 Rows
Qty/cube	A = 36 B = 36	C = 36 D = 36
Length/layer (1 to 5)	7.24 lin. m	23.75 lin. ft
Length/cube	43.44 lin. m	142.50 lin. ft
Weight/cube	1230 kg	2711 lb

Code	Colour	Price/ft ² \$
16259063	Grey	17.39

For each structural unit, 1 alignment pin is included
Set of 4 units = 1.17 ft²
Can be double stacked

Tandem® Next Wall - 180 mm Structural Unit









	Height x Depth x Length	Height x Depth x Length
	180 x 200 x 199	7 1/16 x 7 7/8 x 7 7/8
Weight/unit	9.34 kg	20.58 lb
Area/layer	1.13 m ²	12.16 ft ²
Area/cube	4.52 m²	4 Rows
Length/layer	6.37 lin. m	20.89 lin. ft
Length/cube	25.47 lin. m	83.57 lin. ft
Units/row	32	32
Qty/cube	128 units	128 units
Weight/cube	1316 kg	2901 lb

Code	Colour	Price/ft ² \$
16252752	Grey	17.73

148 universal connectors are included per cube
4 bags of 37 connectors = 1 bag per row

26 Murets Tandem Accessoires

	Dimensions (mm)	Dimensions (in.)	Code	Colour	Price
Alignment Pin Price/bag \$					
Compatible with Tandem Structural Unit 90 and with Celtik Wall 90			70970785	Alignment Pin	148.21
156 units per bag					
Tandem® Wall 8 ft Shelf Angle Price/unit \$					
	Height x Depth x Length	Height x Depth x Length	34355362	Grey	130.71
	63,5 x 63,5 x 2438	2 1/2 x 2 1/2 x 8	Sold by full package only		
Qty/package	15 units	15 units	Non returnable pallet		
Weight/package	143 kg	315 lb			
Tandem® Wall Corner Connector Price/bag \$					
	Height x Length	Height x Length	70970616	Black	102.52
	85 mm x 70 mm	3 3/8 x 2 3/4	Non returnable pallet		
Qty/bag	50 units	50 units			
12 bags/cube					
Quantity required per 90° corner: one corner connector per row					
Tandem® Wall Double-Sided Plastic Connector Price/bag \$					
	Height x Length	Height x Length	70970615	Black	102.52
	85 mm x 170 mm	3 3/8 x 6 11/16	Non returnable pallet		
Qty/bag	50 units	50 units			
30 bags/cube					
Quantity of connectors required:					
Lafitt Tandem 90. Melville Tandem 90					
7 connectors per ft ² (1) 74 connectors per m ² (1)					
(1) Based on one of the two sides of the double-sided wall					
Lafitt Tandem 180, Melville Tandem 180					
5.5 connectors per ft ² (1) 57 connectors per m ² (1)					
Tandem® Wall Grid Pillar Kit Price/unit \$					
	Height x Depth x Length	Height x Depth x Length	70550661	Silver	406.34
	1067 x 670 x 670	42 x 26 3/8 x 26 3/8	Includes 200 connectors per bag		
Weight/unit	23 kg	50 lb	Non returnable pallet		
Area req.	2.60 m ²	28 ft ²			
Qty/cube	10 units	10 units			
Weight/cube	227 kg	499 lb			
Tandem® Wall Modular Grid Kit Price/unit \$					
	Height x Length	Height x Length	70550550	Silver	118.99
	717 x 1077	28,23 x 42.4	Includes bag of 60 connectors, 10 screws and 10 clamps		
Weight/unit	3.4 kg	7.5 lb	Non returnable pallet		
Area req.	0.77 m ²	8.31 ft ²			
Qty/cube	40 units	40 units			
Weight/cube	137 kg	302 lb			
Universal Connector Price/box \$					
			70972062	Black	130.69
148 units per box					
1 box of 4 bags of 37 units					
72 boxes per cube					

Dimensions (mm) Dimensions (in.) Code Colour Price

Celtik® 15 inch Modular Step System



	Height x Depth x Length	Height x Depth x Length
	90 x 385 x 400	3 9/16 x 15 x 15 3/4
Weight/unit	35 kg	82 lb
Riser	90 x 225 x 400	3 9/16 x 8 7/8 x 15 3/4
Weight/unit	20 kg	39 lb
Qty/cube	20 sets	5 Rows
Length/cube	8 lin. m	26.25 lin. ft
Weight/cube	1070 kg	2354 lb

1 step, 1 riser and 2 pins are included for each set

		Price/set \$
16259059	Range Sheffield Beige and Black	40.79
16259056	Range Norvick Grey	40.79

Can be double stacked

Lafitt® Plus Step




	Height x Depth x Length	Height x Depth x Length
	90 x 400 x 400	3 9/16 x 15 3/4 x 15 3/4
Weight/unit	35.69 kg	78.6 lb
Length/cube	14.40 lin. m	47.25 lin. ft
Qty/cube	36 units	9 Rows
Weight/cube	1285 kg	2830 lb

		Price/unit \$
16253704	Range Margaux Beige	32.03
16253703	Range Newport Grey	32.03
16253701	Range Scandina Grey	32.03
16253702	Rockland Black	32.03

Can be double stacked

Melville® Plus 60 Step




	Height x Depth x Length	Height x Depth x Length
	60 x 400 x 600	2 3/8 x 15 3/4 x 23 5/8
Weight/unit	33 kg	72 lb
Length/cube	16.80 lin. m	55.09 lin. ft
Qty/cube	28 units	7 Rows
Weight/cube	947 kg	2083 lb

		Price/unit \$
16253931	Range Amber Beige	34.65
16253919	Range Shaded Grey	34.65
16253918	Range Scandina Grey	34.65
16253917	Rockland Black	34.65

Can be double stacked

Melville® Plus 90 Step



	Height x Depth x Length	Height x Depth x Length
	90 x 400 x 600	3 9/16 x 15 3/4 x 23 5/8
Weight/unit	50 kg	109 lb
Length/cube	16.80 lin. m	55.09 lin. ft
Qty/cube	28 units	7 Rows
Weight/cube	1418 kg	3126 lb

		Price/unit \$
16253734	Range Amber Beige	42.05
16253739	Range Margaux Beige	42.05
16253737	Range Shaded Grey	42.05
16253932	Range Newport Grey	42.05
16253733	Range Scandina Grey	42.05
16253738	Rockland Black	42.05

Can be double stacked

28 Mega Steps

Dimensions (mm) Dimensions (in.) Code Colour Price


Mega Lafitt® Plus Step



	Height x Depth x Length	Height x Depth x Length
	180 x 406 x 1219	7 x 16 x 48
Weight/unit	200 kg	441 lb
Length/cube	7.31 lin. m	24 lin. ft
Qty/cube	6 units 3 Rows	6 units
Weight/cube	1143 kg	2740 lb

		Price/unit \$
16204026	Range Margaux Beige	207.90
16203211	Range Newport Grey	207.90
16204028	Rockland Black	207.90

Mega Melville® Plus Step



	Height x Depth x Length	Height x Depth x Length
	180 x 406 x 1219	7 x 16 x 48
Weight/unit	203 kg	447 lb
Length/cube	7.31 lin. m	24 lin. ft
Qty/cube	6 units 3 Rows	6 units
Weight/cube	1243 kg	2740 lb


		Price/unit \$
10050113	Range Amber Beige	147.85
10050092	Range Newport Grey	147.85
10050112	Range Shaded Grey	147.85
10050116	Range Scandina Grey	147.85
10050111	Rockland Black	147.85

	Dimensions (mm)	Dimensions (in.)	Code	Colour	Price
Celtik® Plus Straight Capping					
	Height x Depth x Length	Height x Depth x Length			Price/unit \$
	90 x 305 x 400	3 9/16 x 12 x 15 3/4	16259035	Range Sheffield Beige and Black	19,56
	90 x 305 x 400	3 9/16 x 12 x 15 3/4	16259032	Range Norvick Grey	19,56
Weight/unit	27 kg	59 lb			
Length/unit	2.50 units/lin. m	0.76 unit/lin.ft			
Length/layer	3.60 lin. m	11.84 lin. ft			
Length/cube	28.80 lin. m	94.74 lin. ft			
Qty/cube	72 units	8 Rows	72 units		
Weight/cube	1921 kg	4225 lb			
Lafitt® Plus Capping					
	Height x Depth x Length	Height x Depth x Length			Price/unit \$
	90 x 305 x 400	3 9/16 x 12 x 15 3/4	16253731	Range Margaux Beige	27,96
	90 x 305 x 400	3 9/16 x 12 x 15 3/4	16253724	Range Newport Grey	27,96
	90 x 305 x 400	3 9/16 x 12 x 15 3/4	16253722	Range Scandina Grey	27,96
	90 x 305 x 400	3 9/16 x 12 x 15 3/4	16253723	Rockland Black	27,96
Weight/unit	26.97 kg	59.4 lb			
Length/unit	2.50 units/lin. m	0.76 unit/lin.ft			
Length/layer	2.40 lin. m	7.88 lin. ft			
Length/cube	21.60 lin. m	70.88 lin. ft			
Qty/cube	54 units	9 Rows	54 units		
Weight/cube	1456 kg	3210 lb			
				Can be double stacked	
Laguna® Pool Capping					
	Height x Depth x Length	Height x Depth x Length			Price/unit \$
	60 x 360 x 610	2 3/8 x 14 3/16 x 24	10503053	Alpine Grey	88,19
	60 x 360 x 610	2 3/8 x 14 3/16 x 24	10506372	Sterling Grey	88,19
Weight/unit	33 kg	72 lb			
Length/unit	1.64 units/lin. m	0.50 unit/lin.ft			
Length/layer	2.44 lin. m	8.00 lin. ft			
Length/cube	17.08 lin. m	56.00 lin. ft			
Qty/cube	28 units	7 Rows	28 units		
Weight/cube	916 kg	2015 lb			
Leno Bullnose Capping					
	Height x Depth x Length	Height x Depth x Length			Price/unit \$
	60 x 305 x 915	2 3/8 x 12 x 36	121000134	Range Amber Beige - //	41,79
	60 x 305 x 915	2 3/8 x 12 x 36	10502415	Range Shaded Grey	41,79
	60 x 305 x 915	2 3/8 x 12 x 36	10502416	Range Scandina Grey	41,79
	60 x 305 x 915	2 3/8 x 12 x 36	10502414	Rockland Black	41,79
Weight/unit	39 kg	85 lb			
Units/area	3.58 units/lin. m	0.33 unit/lin.ft			
Length/layer	10.98 lin. m	36 lin. ft			
Length/cube	32.92 lin. m	108 lin. ft			
Qty/cube	36 units	3 Rows	36 units		
Weight/cube	1387 kg	3057 lb			
Leno Straight Capping <i>New</i>					
	Height x Depth x Length	Height x Depth x Length			Price/unit \$
	60 x 305 x 915	2 3/8 x 12 x 36	121000141	Range Amber Beige	41,79
	60 x 305 x 915	2 3/8 x 12 x 36	121000139	Range Scandina Grey	41,79
	60 x 305 x 915	2 3/8 x 12 x 36	121000138	Rockland Black	41,79
Weight/unit	39 kg	85 lb			
Units/area	3.58 units/lin. m	0.33 unit/lin.ft			
Length/layer	10.98 lin. m	36 lin. ft			
Length/cube	32.92 lin. m	108 lin. ft			
Qty/cube	36 units	3 Rows	36 units		
Weight/cube	1387 kg	3057 lb			
Leno Lafitt Capping <i>New</i>					
	Height x Depth x Length	Height x Depth x Length			Price/unit \$
	60 x 305 x 915	2 3/8 x 12 x 36	121000137	Range Margaux Beige	41,79
	60 x 305 x 915	2 3/8 x 12 x 36	121000136	Range Newport Grey	41,79
	60 x 305 x 915	2 3/8 x 12 x 36	121000135	Rockland Black	41,79
Weight/unit	39 kg	85 lb			
Units/area	3.58 units/lin. m	0.33 unit/lin.ft			
Length/layer	10.98 lin. m	36 lin. ft			
Length/cube	32.92 lin. m	108 lin. ft			
Qty/cube	36 units	3 Rows	36 units		
Weight/cube	1387 kg	3057 lb			

30 Capping

Dimensions (mm) Dimensions (in.) Code Colour Price


Marina® Capping



	Height x Depth x Length	Height x Depth x Length
	60 x 150 x 300	2 3/8 x 5 15/16 x 11 13/16
Weight/unit	6.3 kg	13 lb
Length/unit	6.60 units/lin. m	2.02 units/lin.ft
Length/layer	7.20 lin. m	23.50 lin. ft
Length/cube	21.60 lin. m	70.50 lin. ft
Qty/cube	144 units 3 Rows	144 units
Weight/cube	936 kg	2059 lb

		Price/unit \$
121000140	Range Scandinia Grey - //	7.37
10504189	Rockland Black	7.37

Melville® Plus 60 Capping



	Height x Depth x Length	Height x Depth x Length
	60 x 305 x 600	2 3/8 x 12 x 23 5/8
Weight/unit	25 kg	56 lb
Length/unit	1.67 units/lin. m	0.51 unit/lin.ft
Length/layer	3.60 lin. m	11.81 lin. ft
Length/cube	25.20 lin. m	82.67 lin. ft
Qty/cube	42 units 7 Rows	42 units
Weight/cube	1081 kg	2381 lb

		Price/unit \$
16253909	Range Amber Beige	30.02
16253908	Range Margaux Beige	30.02
16253906	Range Newport Grey	30.02
16253916	Range Shaded Grey	30.02
16253907	Range Scandinia Grey	30.02
16253692	Rockland Black	30.02

Can be double stacked

Melville® Plus 90 Capping *New*




	Height x Depth x Length	Height x Depth x Length
	90 x 305 x 600	3 9/16 x 12 x 23 5/8
Weight/unit	39 kg	86 lb
Length/unit	0.6 units/lin. m	1.97 units/lin.ft
Length/layer	3.60 lin. m	11.81 lin. ft
Length/cube	25.20 lin. m	82.67 lin. ft
Qty/cube	42 units 7 Rows	42 units
Weight/cube	1624 kg	3580 lb

		Price/unit \$
121000150	Range Amber Beige	36.43
121000149	Range Newport Grey	36.43
121000148	Range Scandinia Grey	36.43
121000147	Rockland Black	36.43

Can be double stacked

Mondrian® Plus Capping



	Height x Depth x Length	Height x Depth x Length
	50 x 406 x 375	2 x 16 x 14 3/4
Weight/unit	18 kg	40 lb
Units/area	6.54 units/m ²	0.61 unit/ft ²
Area/layer	0.92 m ²	9.88 ft ²
Area/cube	9.20 m ²	98.80 ft ²
Qty/cube	60 units 10 Rows	60 units
Length/layer	2.44 lin. m	8.00 lin. ft
Length/cube	24.40 lin. m	80.00 lin. ft
Weight/cube	1114 kg	2451 lb

		Price/unit \$
Prestige Colour		
12052838	Range Margaux Beige	21.51
Standard Colour		
12052833	Range Norvick Grey	18.11
12052840	Range Newport Grey	18.11

Can be double stacked

Dimensions (mm) Dimensions (in.) Code Colour Price

Caribou® Curb



	Height x Width x Length	Height x Width x Length
	146 x 99 x 299	5 3/4 x 3 7/8 x 11 3/4
Weight/unit	9.8 kg	21.5 lb
Unit/length	3.35 units/lin. m	1.02 units/lin.ft
Length/layer	8.36 lin. m	27.42 lin. ft
Length/cube	41.79 lin. m	137.11 lin. ft
Qty/cube	140 units 5 Rows	140 units
Weight/cube	1366 kg	3011 lb

		Price/unit \$
16253986	Earth Blend	7.51

Celtik® Curb




	Height x Width x Length	Height x Width x Length
	110 x 90 x variable	4 5/16 x 3 9/16 x variable
Weight/unit (avg.)	6 kg	12 lb
Length/unit	4.25 units / lin. m	1.30 units / lin. ft
Length/layer	7.92 lin. m	26.00 lin. ft
Length/cube	31.68 lin. m 4 Rows	104.00 lin. ft
Qty/cube	A = 32 B = 32 C = 32 D = 32	
Weight/cube	778 kg	1711 lb

		Price/lin.ft \$
14109005	Range Sheffield Beige and Black	12.06
14109008	Range Norvick Grey	12.06

Can be double stacked

Note : In order to facilitate orders by half layer (13 lin. ft) each row includes boxes of anchors. Each box contains 16 anchors and nails.

Lafitt® Curb



	Height x Width x Length	Height x Width x Length
	125 x 115 x 600	4 7/8 x 4 1/2 x 23 5/8
Weight/unit	20 kg	43 lb
Length/unit	1.67 units/lin. m	0.51unit/lin.ft
Length/layer	8.39 lin. m	27.51 lin. ft
Length/cube	33.56 lin. m 4 Rows	110.04 lin. ft
Qty/cube	56 units	56 units
Weight/cube	1100 kg	2424 lb

Price/lin.ft \$


Prestige Colour

12053567	Range Margaux Beige	15.55
12053556	Rockland Black	15.55

Standard Colour

12053547	Range Newport Grey	13.20
----------	--------------------	-------

Mega Celtik® Curb




	Height x Width x Length	Height x Width x Length
	200 x 115 x 300	7 7/8 x 4 1/2 x 11 13/16
Weight/unit	16 kg	35 lb
Length/unit	3.30 units/lin. m	1.01 units/lin.ft
Length/layer	4.80 lin. m	15.76 lin. ft
Length/cube	28.80 lin. m 6 Rows	94.56 lin. ft
Qty/cube	96 units	96 units
Weight/cube	1538 kg	3377 lb

Price/lin.ft \$

14109001	Range Sheffield Beige and Black	14.39
14109002	Range Norvick Grey	14.39

Can be double stacked

Melville® Curb



	Height x Width x Length	Height x Width x Length
	125 x 115 x 600	4 7/8 x 4 1/2 x 23 5/8
Weight/unit	20 kg	45 lb
Length/unit	1.67 units/lin. m	0.51 unit/lin.ft
Length/layer	8.39 lin. m	27.51 lin. ft
Length/cube	33.56 lin. m 4 Rows	110.04 lin. ft
Qty/cube	56 units	56 units
Weight/cube	1137 kg	2503 lb

Price/lin.ft \$

Prestige Colour

12053564	Range Amber Beige	14.26
12052101	Range Scandinia Grey	14.26
12052496	Rockland Black	14.26

Standard Colour

12053563	Range Shaded Grey	12.11
----------	-------------------	-------

Can be double stacked

32 Curbs

	Dimensions (mm)	Dimensions (in.)	Code	Colour	Price
Novo Curb <i>New</i>					Price/unit
	Height x Width x Length	Height x Width x Length			\$
	178 x 152.5 x 610	7 x 6 x 24 in			
Weight/unit	39 kg	85 lb			
Length/unit	0.61 lin. m	2 lin. ft			
Length/layer	7.32 lin. m	24 lin. ft			
Length/cube	32.92 lin. m	108 lin. ft			
Qty/cube	36 units	3 Rows	36 units		
Weight/cube	1387 kg	3057 lb			
Prestige Colour					
			122000013	Range Amber Beige	30.00
			122000012	Range Scandina Grey	30.00
			122000011	Rockland Black	30.00
Can be double stacked					



	Dimensions (mm)	Dimensions (in.)	Code	Colour	Price
Scalloped Lawnedge Straight Curb					Price/unit
	Height x Width x Length	Height x Width x Length			\$
	150 x 50 x 600	6 x 2 x 23 3/4	14209001	Grey	8.60
Weight/unit	9.6 kg	21 lb			
Unit/length	1.67 units/lin. m	0.50 unit/lin.ft			
Qty/cube	128 units	128 units			
Weight/cube	1380 kg	3035 lb			




	Dimensions (mm)	Dimensions (in.)	Code	Colour	Price
Stratus Curb					Price/unit
	Height x Width x Length	Height x Width x Length			\$
	80 x 80 x 300	3 1/8 x 3 1/8 x 11 13/16	14200002	Earth Blend	2.60
Weight/unit	4.1 kg	9.1 lb	14200003	Shadow Blend	2.60
Unit/length	3.35 units/lin. m	1.02 units/lin.ft			
Length/layer	12.00 lin. m	39.37 lin. ft			
Length/cube	96.00 lin. m	314.98 lin. ft			
Qty/cube	320 units	8 Rows	320 units		
Weight/cube	1341 kg	2950 lb			



	Dimensions (mm)	Dimensions (in.)	Code	Colour	Price
Universal Curb - Tongue and Groove					Price/unit
	Height x Width x Length	Height x Width x Length			\$
	200 x 80 x 1000	8 x 3 1/8 x 39	14209010	Grey	18.65
Weight/unit	37 kg	81 lb			
Length/unit	1.00 unit/lin. m	0.31 unit/lin.ft			
Qty/cube	40 units	4 Rows	40 units		
Weight/cube	1497 kg	3293 lb			



	Dimensions (mm)	Dimensions (in.)	Code	Colour	Price
Universal 90° Corner Curb					Price/unit
	Height x Width x Length	Height x Width x Length			\$
	200 x 80 x 300	8 x 3 1/8 x 12	14209015	Grey	19.48
Weight/unit	19 kg	42 lb			
Qty/cube	64 units	4 Rows	64 units		
Weight/cube	1261 kg	2774 lb			



Dimensions (mm) Dimensions (in.) Code Colour Price

Artex® Panel Sytem - 18 x 36 Panel



	Height x Depth x Length	Height x Depth x Length
	76 x 457 x 914	3 x 18 x 36
Weight/unit	68 kg	151 lb
Area/layer	0.84 m ²	9.0 ft ²
Area/cube	7.52 m ²	81 pi ²
Qty/cube	18 units	9 Rows
	18 units	
Length/cube	16.46 lin. m	54 lin. ft
Weight/cube	1230 kg	2711 lb

		Price/unit \$
16253451	Range Amber Beige	68.51
16253446	Range Shaded Grey	68.51
16253301	Range Scandina Grey	68.51

Artex® Panel Sytem - 6 x 36 Capping



	Height x Depth x Length	Height x Depth x Length
	76 x 152 x 914	3 x 6 x 36
Weight/unit	24 kg	52 lb
Area/layer	0.98 m ²	10.5 ft ²
Area/cube	2.93 m ²	31.50 ft ²
Qty/cube	21 units	3 Rows
	21 units	
Length/cube	19.20 lin. m	63 lin. ft
Weight/cube	497 kg	1095 lb

		Price/unit \$
16253442	Range Amber Beige	26.74
16253443	Range Shaded Grey	26.74
16253444	Range Scandina Grey	26.74
16253441	Rockland Black	26.74

Anchor Slide



	Thickness x Width x Length	Thickness x Width x Length
	33 x 25 x 51	1 1/4 x 1 x 2
Qty/box	100 units	100 units
Weight/box	4.6 kg	10 lb

		Price/unit \$	Price/box \$
70971536	Stainless Steel	3.87	387.03

Sold in boxes of 100 units

Outer Corner



	Thickness x Width x Length	Thickness x Width x Length
	63 x 101 x 101	2 1/2 x 4 x 4
Qty/box	48 units	48 units
Weight/box	18.24 kg	40.80 lb

		Price/unit \$	Price/box \$
70971535	Stainless Steel	15.29	733.86

Sold in boxes of 48 units

Inner Corner



	Thickness x Width x Length	Thickness x Width x Length
	63 x 155 x 232	2 1/2 x 6 x 9
Qty/box	24 units	24 units
Weight/box	15.84 kg	34.80 lb

		Price/unit \$	Price/box \$
70971533	Stainless Steel	20.61	494.72

Sold in boxes of 24 units

Joining Plate



	Thickness x Width x Length	Thickness x Width x Length
	63 x 38 x 209	2 1/2 x 1 1/2 x 8 1/4
Qty/box	40 units	40 units
Weight/box	17.6 kg	38 lb

		Price/unit \$	Price/box \$
70971532	Stainless Steel	12.62	504.82

Sold in boxes of 40 units

Stretcher Bar









	Thickness x Width x Length	Thickness x Width x Length
	32 x 25 x 933	1 1/4 x 1 x 36 3/4
Qty/box	10 units	10 units
Weight/box	10 kg	20 lb

		Price/unit \$	Price/box \$
70971534	Stainless Steel	28.78	287.75

Sold in boxes of 10 units

34 Alternative Landscaping

	Item required	Code	Quantity	Price
	Artex - Bench and Planter*			Price/set
	18 x 36 panel closed	According to colour	3	768.86
	18 x 36 panel	According to colour	3	
	Anchor Slide	70971536	32	
	Joining Plate	70971532	4	
	Outer Corner	70971535	12	
	Artex - Corner Bench and Planter*			Price/set
	18 x 36 panel closed	According to colour	8	1919.04
	18 x 36 panel	According to colour	8	
	Anchor Slide	70971536	74	
	Joining Plate	70971532	16	
	Outer Corner	70971535	20	
	Stretcher Bar	70971534	1	
	Artex - Bench and Vertical Planter*			Price/set
	18 x 36 panel closed	According to colour	4	1758.41
	18 x 36 panel	According to colour	11	
	Anchor Slide	70971536	66	
	Joining Plate	70971532	16	
	Outer Corner	70971535	16	
	Stretcher Bar	70971534	1	
	Artex - BBQ* - Small			Price/set
	18 x 36 panel closed	According to colour	5	989.40
	18 x 36 panel	According to colour	3	
	6 x 36 panel	According to colour	2	
	Anchor Slide	70971536	36	
	Joining Plate	70971532	10	
	Outer Corner	70971535	8	
	Artex - BBQ* - Medium			Price/set
	18 x 36 panel closed	According to colour	6	1072.94
	18 x 36 panel	According to colour	4	
	Anchor Slide	70971536	36	
	Joining Plate	70971532	10	
	Outer Corner	70971535	8	
	Artex - BBQ* - Long			Price/set
	18 x 36 panel closed	According to colour	6	1291.40
	18 x 36 panel	According to colour	6	
	Anchor Slide	70971536	44	
	Joining Plate	70971532	14	
	Outer Corner	70971535	8	

* All accessories such as BBQ, wood, burner tray and all other accessories are not included.

IMPORTANT: PLEASE NOTE that kits are not sold assembled. The distributor will take care of preparation.

	Item required	Code	Quantity	Price
	Artex - L-shape BBQ*			Price/set
				\$
	18 x 36 panel closed	According to colour	7	2035.56
	18 x 36 panel	According to colour	11	
	6 x 36 panel closed	According to colour	1	
	Anchor Slide	70971536	72	
	Joining Plate	70971532	24	
	Outer Corner	70971535	10	
Inner Corner	70971533	2		
	Artex - Corner BBQ and Pizza Grill*			Price/set
				\$
	18 x 36 panel closed	According to colour	8	2975.11
	18 x 36 panel	According to colour	18	
	6 x 36 panel closed	According to colour	1	
	Anchor Slide	70971536	106	
	Joining Plate	70971532	28	
	Outer Corner	70971535	21	
Inner Corner	70971533	4		
	Artex - BBQ with Luxury Counter and Bar*			Price/set
				\$
	18 x 36 panel closed	According to colour	9	4072.51
	18 x 36 panel	According to colour	22	
	6 x 36 panel closed	According to colour	5	
	6 x 36 panel	According to colour	5	
	Anchor Slide	70971536	146	
	Joining Plate	70971532	52	
Outer Corner	70971535	22		
Inner Corner	70971533	6		
	Artex - Counter and Bar*			Price/set
				\$
	18 x 36 panel closed	According to colour	4	1793.66
	18 x 36 panel	According to colour	8	
	6 x 36 panel closed	According to colour	4	
	6 x 36 panel	According to colour	3	
	Anchor Slide	70971536	76	
	Joining Plate	70971532	34	
Outer Corner	70971535	4		
	Artex - Large Counter*			Price/set
				\$
	18 x 36 panel closed	According to colour	4	1332.12
	18 x 36 panel	According to colour	8	
	Anchor Slide	70971536	48	
	Joining Plate	70971532	16	
Outer Corner	70971535	8		
	Artex - Luxury Counter and Bar*			Price/set
				\$
	18 x 36 panel closed	According to colour	6	2536.81
	18 x 36 panel	According to colour	11	
	6 x 36 panel closed	According to colour	4	
	6 x 36 panel	According to colour	5	
	Anchor Slide	70971536	108	
	Joining Plate	70971532	42	
Outer Corner	70971535	12		

* All accessories such as BBQ, wood, burner tray and all other accessories are not included.

IMPORTANT: PLEASE NOTE that kits are not sold assembled. The distributor will take care of preparation.

36 Alternative Landscaping

	Item required	Code	Quantity	Price
	Artex - Recessed Wood Firepit*			Price/set
	18 x 36 panel closed	According to colour	4	\$ 565.24
	6 x 36 panel closed	According to colour	4	
	Anchor Slide	70971536	16	
	Outer Corner	70971535	8	
	Artex - Recessed Gas Firepit*			Price/set
	18 x 36 panel closed	According to colour	4	\$ 565.24
	6 x 36 panel closed	According to colour	4	
	Anchor Slide	70971536	16	
	Outer Corner	70971535	8	
	Artex - Gas Firepit*			Price/set
	18 x 36 panel closed	According to colour	4	\$ 458.28
	Anchor Slide	70971536	16	
	Outer Corner	70971535	8	
	Artex - Recessed Rectangular Gas Firepit*			Price/set
	18 x 36 panel closed	According to colour	4	\$ 1171.37
	18 x 36 panel	According to colour	3	
	6 x 36 panel closed	According to colour	4	
	6 x 36 panel	According to colour	2	
	Anchor Slide	70971536	48	
	Joining Plate	70971532	8	
	Outer Corner	70971535	16	
	Artex - Rectangular Gas Firepit*			Price/set
	18 x 36 panel closed	According to colour	4	\$ 1010.93
	18 x 36 panel	According to colour	3	
	Anchor Slide	70971536	48	
	Joining Plate	70971532	8	
	Outer Corner	70971535	16	
	Artex - Square Planter*			Price/set
	18 x 36 panel	According to colour	4	\$ 759.08
	6 x 36 panel closed	According to colour	4	
	Anchor Slide	70971536	40	
	Joining Plate	70971532	8	
	Outer Corner	70971535	8	
	Artex - Rectangular Planter*			Price/set
	18 x 36 panel	According to colour	6	\$ 1087.22
	6 x 36 panel closed	According to colour	4	
	6 x 36 panel	According to colour	2	
	Anchor Slide	70971536	56	
	Joining Plate	70971532	14	
	Outer Corner	70971535	8	

* All accessories such as BBQ, wood, burner tray and all other accessories are not included.

IMPORTANT: PLEASE NOTE that kits are not sold assembled. The distributor will take care of preparation.

Item required	Code	Quantity	Price
Artex - Vertical Planter*			Price/set \$
	18 x 36 panel closed	According to colour	4
	18 x 36 panel	According to colour	6
	6 x 36 panel closed	According to colour	4
	6 x 36 panel	According to colour	2
	Anchor Slide	70971536	62
	Joining Plate	70971532	12
	Outer Corner	70971535	18
	Stretcher Bar	70971534	1
			1540.92
Artex - Privacy Wall with Bench*			Price/set \$
	18 x 36 panel	According to colour	6
	Anchor Slide	70971536	28
	Joining Plate	70971532	2
	Outer Corner	70971535	8
	Stretcher Bar	70971534	2
			724.54
Artex - Privacy Wall with Planter*			Price/set \$
	18 x 36 panel	According to colour	6
	6 x 36 panel closed	According to colour	4
	6 x 36 panel	According to colour	2
	Anchor Slide	70971536	43
	Joining Plate	70971532	24
	Outer Corner	70971535	4
			1101.95
Artex - Privacy Wall with Vertical Planter*			Price/set \$
	18 x 36 panel closed	According to colour	2
	18 x 36 panel	According to colour	8
	6 x 36 panel closed	According to colour	3
	6 x 36 panel	According to colour	3
	Anchor Slide	70971536	66
	Joining Plate	70971532	12
	Outer Corner	70971535	20
	Stretcher Bar	70971534	1
			1586.98
Artex - Raised Garden*			Price/set \$
	18 x 36 panel	According to colour	10
	6 x 36 panel closed	According to colour	4
	6 x 36 panel	According to colour	6
	Anchor Slide	70971536	54
	Joining Plate	70971532	18
	Outer Corner	70971535	8
	Stretcher Bar	70971534	1
			1539.74

* All accessories such as BBQ, wood, burner tray and all other accessories are not included.

IMPORTANT: PLEASE NOTE that kits are not sold assembled. The distributor will take care of preparation.

38 Alternative Landscaping

Item required	Code	Quantity	Price
Artex - Corner Multi-Level Raised Garden*			Price/set \$
18 x 36 panel closed	According to colour	15	4160.18
18 x 36 panel	According to colour	20	
Anchor Slide	70971536	153	
Joining Plate	70971532	46	
Outer Corner	70971535	20	
Inner Corner	70971533	4	
Stretcher Bar	70971534	7	



Artex - Multi-Level Raised Garden*			Price/set \$
18 x 36 panel closed	According to colour	22	4543.16
18 x 36 panel	According to colour	18	
Anchor Slide	70971536	168	
Joining Plate	70971532	48	
Outer Corner	70971535	32	
Stretcher Bar	70971534	2	



Artex - Fireplace with Bench and Wood Pergola*			Price/set \$
18 x 36 panel closed	According to colour	16	5732.44
18 x 36 panel	According to colour	34	
Anchor Slide	70971536	210	
Joining Plate	70971532	54	
Outer Corner	70971535	44	
Inner Corner	70971533	4	
Stretcher Bar	70971534	2	



Artex - L-shape Bench and Vertical Planter*			Price/set \$
18 x 36 panel closed	According to colour	4	2882.02
18 x 36 panel	According to colour	20	
Anchor Slide	70971536	116	
Joining Plate	70971532	40	
Outer Corner	70971535	14	
Inner Corner	70971533	2	
Stretcher Bar	70971534	1	



Artex - BBQ with Bench and Vertical Planter*			Price/set \$
18 x 36 panel closed	According to colour	6	3387.91
18 x 36 panel	According to colour	19	
6 x 36 panel	According to colour	8	
Anchor Slide	70971536	132	
Joining Plate	70971532	22	
Outer Corner	70971535	44	



Artex - Gas Firepit*			Price/set \$
18 x 36 panel closed	According to colour	4	1467.02
18 x 36 panel	According to colour	6	
6 x 36 panel closed	According to colour	4	
6 x 36 panel	According to colour	2	
Anchor Slide	70971536	60	
Joining Plate	70971532	26	
Outer Corner	70971535	4	



Propane Option

* All accessories such as BBQ, wood, burner tray and all other accessories are not included.

IMPORTANT: PLEASE NOTE that kits are not sold assembled. The distributor will take care of preparation.

Dimensions (mm) Dimensions (in.) Code Colour Price



Beltis® Firepit Kit with Spark Screen

	Height x Diameter	Height x Diameter
	305 x 1092	12 x 43
Qty/cube	1 kit	1 kit
Weight/cube	363 kg	800 lb

Code	Colour	Price/unit \$
12052855	Earth Blend	755.08
12052854	Shadow Blend	755.08
70585010	Spark Screen only	204.09

Kit includes metal ring, concrete blocks and spark screen
Can be double stacked



Orion Firepit

	Height x Width x Length	Height x Width x Length
	540 x 1016 x 1016	21 3/16 x 40 x 40
Weight/unit (avg.)	68 kg	151 lb
Area/layer	0.88 m²	9.45 ft²
Area/cube	1.76 m²	2 Rows 18.90 ft²
Length/cube	9.76 lin. m	32 lin. ft
Weight/cube	820 kg	1807 lb

Code	Colour	Price/unit \$
12051111	Range Amber Beige	971.85
12051110	Range Scandina Grey	971.85
205500004	Spark Arrestor	261.25

Kit includes 12 Orion Wall units and a metal insert rod
Spark Arrestor sold separately

40 Porcelain Tiles

Dimensions (mm) Dimensions (in.) Code Colour Price

Mirage Noon

	Thickness x Width x Length	Thickness x Width x Length
	20 x 300 x 1200	3/4 x 11 13/16 x 47 1/4
Weight/unit	17 kg	37 lb
Units/area	0.36 m ²	3.88 ft ²
Weight/box	33 kg	73 lb
Units/box	2	2
Qty/cube	36 boxes	36 boxes
Area/box	0.72 m²	7.75 ft²
Weight/cube	1208 kg	2664 lb

	Code	Colour	Price/ft ² \$
	43755243	Daylight	38.04
	43755244	Ember	38.04
Box/cube	36	36	
Area/cube	25.92 m²	279 ft²	
Weight/cube	1208 kg	2664 lb	

Can be loaded 3 cubes across




Mirage Quarziti 2.0 Large Rectangle

	Thickness x Width x Length	Thickness x Width x Length
	20 x 600 x 1200	3/4 x 23 5/8 x 47 1/4
Weight/unit	33 kg	74 lb
Units/area	0.72 m ²	7.75 ft ²
Weight/box	33.40 kg	74 lb
Units/box	1	1
Area/box	0.72 m ²	7.75 ft ²
Qty/cube	35 boxes	35 boxes
Area/cube	25.20 m²	271.25 ft²
Weight/cube	1207 kg	2656 lb

	Code	Colour	Price/ft ² \$
	43750638	Glacier	33.40
	43750337	Mantle	33.40
	43750338	Waterfall	33.40

Sold by box of 1




Mirage Quarziti 2.0 Large Square

	Thickness x Width x Length	Thickness x Width x Length
	20 x 600 x 600	3/4 x 23 5/8 x 23 5/8
Weight/unit	17 kg	37 lb
Units/area	0.36 m ²	3.88 ft ²
Weight/box	33 kg	73 lb
Units/box	2	2
Area/box	0.72 m ²	7.75 ft ²
Qty/cube	30 boxes	30 boxes
Area/cube	21.60 m²	232.50 ft²
Weight/cube	1034 kg	2280 lb

	Code	Colour	Price/ft ² \$
	43750931	Glacier	25.65
	43750460	Mantle	25.65
	43750462	Waterfall	25.65

Sold by box of 2



Mirage Quarziti 2.0 Pool Capping

	Thickness x Width x Length	Thickness x Width x Length
	20 x 330 x 600	3/4 x 13 x 23 5/8
Weight/unit	9 kg	20 lb
Units/area	0.20 m ²	2.13 ft ²
Weight/box	27 kg	60 lb
Units/box	3	3
Area/box	1.806 lin. m ⁽¹⁾	5.92 lin. ft ⁽¹⁾
Qty/cube	40 boxes	40 boxes
Area/cube	23.75 m²	255.75 ft²
Weight/cube	1080 kg	2400 lb

	Code	Colour	Price/unit \$
	43755036	Glacier	151.39
	43755034	Mantle	151.39
	43755063	Waterfall	151.39

Sold by box of 3





Polymeric Sand **SMARTSAND**

				Price/unit
				\$
Weight/bag	22.73 kg / 50 lb	40101218	Tan	24.10
Bags/cube	56 bags	40101219	Granite	24.32
		40101220	Urban Grey	24.32

Polymeric Sand **HP NextGel**

				Price/unit
				\$
Weight/bag	22.73 kg / 50 lb	40100596	Tan	33.28
Bags/cube	56 bags	40100597	Granite	33.75
		40100598	Urban Grey	33.75
		40105613	Ivory	50.04
		40108003	Black	50.04

Polymeric Sand **RG+ NextGel** *New*

				Price/unit
				\$
Weight/bag	22.73 kg / 50 lb	40100593	Tan	21.03
Bags/cube	56 bags	40105160	Dark Granite	21.25

NOCO Jointing Product *New*

				Price/unit
				\$
Weight/bag	22.73 kg / 50 lb	40104121	Desert Tan	45.81
Bags/cube	56 bags	40104120	Iron Grey	48.00

EDGE BOND *New*

				Price/unit
				\$
Weight/bag	22.7 kg / 50 lb	70972432	Grey	25.57
Bags/cube	56 bags			

STORM Jointing Compound *New*

				Price/unit
				\$
Weight/bucket	18.1 kg / 40 lb	40105082	Tan	102.05
Buckets/cube	50 buckets	40105084	Granite	106.39
		141000028	Ivory	130.10
		40100613	Black	130.10

QUANTITY CHART FOR FILLING JOINTS

SURFACE PER BAG OF 22.7 KG (50 LB)




PAVERS

	Techniseal Polymeric Sands
Brooklyn Paver <i>New</i>	70 ft ² (6.5 m ²)
Capio Paver <i>New</i>	108 ft ² (10.2 m ²)
Cassara Large Rectangle Paver	62 ft ² (5.73 m ²)
Esbelto DuraFusion	124 ft ² (11.53 m ²)
Mega Melville Paver	217 ft ² (30.19 m ²)
Melville 60 Small Rectangle Paver	103 ft ² (9.60 m ²)
Melville 80 Paver	116 ft ² (10.79 m ²)
Melville 80 Small Rectangle Paver	77 ft ² (7.20 m ²)
Melville 80 DuraFusion Paver	116 ft ² (10.79 m ²)
Melville Classic Paver	65 ft ² (6.08 m ²)
Melville Plank - Large Paver	79 ft ² (7.32 m ²)
Melville Plank - Slim Paver	54 ft ² (5.06 m ²)
Mondrian Plus 60 Small Rectangle Paver	38 ft ² (3.56 m ²)
Mondrian Plus 80 Paver	43 ft ² (3.99 m ²)
Mondrian Plus 80 Small Rectangle Paver	29 ft ² (2.67 m ²)
Paleo Plus Paver	95 ft ² (8.80 m ²)
Trafalgar 60 Paver	122 ft ² (11.37 m ²)
Vendome 80 Paver	33 ft ² (3.06 m ²)
Vendome 60 Paver	44 ft ² (4.08 m ²)

SLABS

	Techniseal Polymeric Sands
Cassara Large Rectangle Slab	103 ft ² (12.16 m ²)
City Slab	147 ft ² (13.63 m ²)
Esbelto DuraFusion Slab	165 ft ² (15.37 m ²)
Mega Melville Slab	289 ft ² (26.92 m ²)
Melville 24 x 24 Slab	248 ft ² (23.04 m ²)
Melville 60 Slab	155 ft ² (14.39 m ²)
Melville 60 DuraFusion Slab	155 ft ² (14.39 m ²)
Metrik Slab	55 ft ² (5.10 m ²)
Mondrian Plus 50 Slab	186 ft ² (17.26 m ²)
Mondrian Plus 60 Slab	57 ft ² (5.31 m ²)
Rosebel Slab	75 ft ² (6.36 m ²)
Wilfrid Slab	244 ft ² (22.68 m ²)
Vertex Slab <i>New</i>	181 ft ² (16.84 m ²)

42 Architectural Pavers

	Dimensions (mm)	Dimensions (in.)	Code	Colour	Price	
	Agora 80				Price/unit \$	
		Thickness x Width x Length	Thickness x Width x Length			
	A	80 x 167 x 300	3 1/8 x 6 9/16 x 11	Range Amber Beige	o/r	
	B	80 x 200 x 300	3 1/8 x 7 7/8 x 11	Range Shaded Grey	o/r	
	C	80 x 233 x 300	3 1/8 x 9 3/16 x 11	Range Scandina Grey	o/r	
	Weight/unit (avg.)	11 kg	24 lb	Rockland Black	o/r	
	Units/area (avg.)	13.27 units/m ²	1.51 units/ft ²			
	Area/layer	0.86 m ²	9.26 ft ²			
	Area/cube	6.88 m²	8 Rows	74.08 ft²		
	Length/layer	4.20 lin. m	13.78 lin. ft			
	Length/cube	33.60 lin. m	110.24 lin. ft			
	Weight/cube	1265 kg	2789 lb			
		Agora 80 Large Rectangle				Price/unit \$
		Thickness x Width x Length	Thickness x Width x Length			
		80 x 233 x 300	3 1/8 x 9 3/16 x 11	Range Amber Beige	o/r	
Weight/unit (avg.)		13 kg	28 lb	Range Shaded Grey	o/r	
Units/area (avg.)		14.28 units/m ²	1.33 units/ft ²	Range Scandina Grey	o/r	
Area/layer		0.98 m ²	10.55 ft ²	Rockland Black	o/r	
Area/cube		7.84 m²	8 Rows	84.40 ft²		
Length/layer		4.20 lin. m	13.78 lin. ft	Sold separately		
Length/cube		33.60 lin. m	110.24 lin. ft			
Qty/cube		112 units	112 units			
Weight/cube		1440 kg	3175 lb			
		Agora 100				Price/unit \$
			Thickness x Width x Length	Thickness x Width x Length		
	A	100 x 167 x 300	4 x 6 9/16 x 11	Range Amber Beige	o/r	
	B	100 x 200 x 300	4 x 7 7/8 x 11	Range Shaded Grey	o/r	
	C	100 x 233 x 300	4 x 9 3/16 x 11	Range Scandina Grey	o/r	
	Weight/unit (avg.)	13 kg	29 lb	Rockland Black	o/r	
	Units/area (avg.)	13.27 units/m ²	1.51 units/ft ²			
	Area/layer	0.86 m ²	9.26 ft ²			
	Area/cube	8.60 m²	10 Rows	92.60 ft²		
	Length/layer	4.20 lin. m	13.78 lin. ft			
	Length/cube	42 lin. m	137.8 lin. ft			
	Weight/cube	1898 kg	4184 lb			
		Agora 100 Large Rectangle				Price/unit \$
		Thickness x Width x Length	Thickness x Width x Length			
		100 x 233 x 300	4 x 9 3/16 x 11	Range Amber Beige	o/r	
Weight/unit (avg.)		15.6 kg	33.1 lb	Range Shaded Grey	o/r	
Units/area (avg.)		14.28 units/m ²	1.33 units/ft ²	Range Scandina Grey	o/r	
Area/layer		0.98 m ²	10.55 ft ²	Rockland Black	o/r	
Area/cube		9.80 m²	10 Rows	105.50 ft²		
Length/layer		4.20 lin. m	13.78 lin. ft	Sold separately		
Length/cube		42 lin. m	137.80 lin. ft			
Qty/cube		140 units	140 units			
Weight/cube		2184 kg	4704 lb			

Dimensions (mm)


Dimensions (in.)

Colour

Price



Boulevard TLI 200 mm Crescendo 300




	Thickness x Width x Length	Thickness x Width x Length
A	200 x 300 x 300	7 7/8 x 11 13/16 x 11 13/16
B	200 x 300 x 412.5	7 7/8 x 11 13/16 x 16 1/4
C	200 x 300 x 487.5	7 7/8 x 11 13/16 x 19 3/16
D	200 x 300 x 525	7 7/8 x 11 13/16 x 20 5/8
E	200 x 300 x 562.5	7 7/8 x 11 13/16 x 22 1/8
F	200 x 300 x 637.5	7 7/8 x 11 13/16 x 25 1/8
G	200 x 300 x 675	7 7/8 x 11 13/16 x 26 9/16
Mass/ft ²	43.24 kg	95.12 lb
Mass/ft ²	45.64 kg	100.4 lb
Mass/ft ²	58.14 kg	127.9 lb
Cube/ft ²	46.52	11.63 per row

Units are not sold separately

	Price/ft ² Smooth	Price/ft ² Granitech
Cinder Grey	16.69	17.43
Charcoal	16.69	17.43
Red	16.69	17.43
Black ETX	16.69	-
Light Grey	20.13	22.97
Beige Grey	20.13	22.97
Beige	20.13	22.97
Opal White	-	22.97
Stanstead Grey	-	26.23
Cambrian Brown	-	26.23
Cambrian Black	-	26.23



Boulevard TLI 150 mm



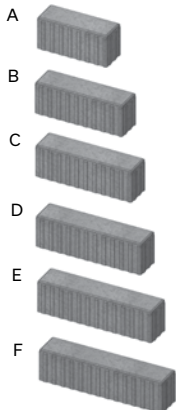
	Thickness x Width x Length	Thickness x Width x Length
A	150 x 500 x 125	5 7/8 x 19 11/16 x 4 15/16
Units	16/m ²	1.49/ft ²
Cube/ft ²	60.55	12.11 per row / 48.44 per cube
B	150 x 500 x 250	5 7/8 x 19 11/16 x 9 7/8
Units	8/m ²	0.74/ft ²
Cube/ft ²	67.25	13.45 per row / 40.35 per cube
C	150 x 500 x 500	5 7/8 x 19 11/16 x 19 11/16
Units	4/m ²	0.37/ft ²
Cube/ft ²	64.56	10.76 per row / 43.04 per cube
D	150 x 500 x 750	5 7/8 x 19 11/16 x 29 1/2
Units	2.67/m ²	0.25/ft ²
Cube/ft ²	48.42	8.07 per row
Mass/ft ²	32.6 kg	71.7 lb
Mass/ft ²	34.4 kg	75.7 lb
Mass/ft ²	43.6 kg	95.9 lb

Sold separately

	Price/ft ² Smooth	Price/ft ² Granitech
Cinder Grey	13.41	16.05
Charcoal	13.41	16.05
Red	13.41	16.05
Black ETX	13.41	-
Light Grey	19.42	22.34
Beige Grey	19.42	22.34
Beige	19.42	22.34
Opal White	-	22.34
Stanstead Grey	-	25.49
Cambrian Brown	-	25.49
Cambrian Black	-	25.49



Boulevard TLI 150 mm Crescendo 125









	Thickness x Width x Length	Thickness x Width x Length
A	150 x 125 x 333.33	5 7/8 x 4 15/16 x 13 1/8
B	150 x 125 x 416.67	5 7/8 x 4 15/16 x 16 3/8
C	150 x 125 x 458.33	5 7/8 x 4 15/16 x 18
D	150 x 125 x 500	5 7/8 x 4 15/16 x 19 11/16
E	150 x 125 x 541.67	5 7/8 x 4 15/16 x 21 5/16
F	150 x 125 x 583.33	5 7/8 x 4 15/16 x 23
Mass/ft ²	32.6 kg	71.7 lb
Cube/ft ²	53.8	10.76 per row
Mass/ft ²	34.4 kg	75.7 lb
Cube/ft ²	53.8	10.76 per row
Mass/ft ²	43.6 kg	95.9 lb
Cube/ft ²	43.04	10.76 per row

Units are not sold separately



	Price/ft ² Smooth	Price/ft ² Granitech
Cinder Grey	13.41	16.05
Charcoal	13.41	16.05
Black ETX	13.41	16.05
Red	13.41	-
Light Grey	19.42	22.34
Beige Grey	19.42	22.34
Beige	19.42	22.34
Opal White	-	22.34
Stanstead Grey	-	25.49
Cambrian Brown	-	25.49
Cambrian Black	-	25.49




Special order only: Minimum order quantity of 2000 ft² is required. All quantities ordered must be purchased and no returns will be accepted. The dimensions are nominal and take into consideration a sand joint which will vary depending on the paver model. Sold per full cube.

44 Architectural Pavers



		Dimensions (mm)	Dimensions (in.)	Colour	Price	
     	Boulevard TLI 150 mm Crescendo 320				Price/ft² Smooth	Price/ft² Granitech
		Thickness x Width x Length	Thickness x Width x Length	Cinder Grey	14.14	16.04
	A	150 x 320 x 240	5 7/8 x 12 5/8 x 9 1/2	Charcoal	14.14	16.04
	B	150 x 320 x 320	5 7/8 x 12 5/8 x 12 5/8	Red	14.14	16.04
	C	150 x 320 x 360	5 7/8 x 12 5/8 x 14 3/16	Black ETX	14.14	-
	D	150 x 320 x 400	5 7/8 x 12 5/8 x 15 3/4	Light Grey	17.16	22.34
	E	150 x 320 x 440	5 7/8 x 12 5/8 x 17 5/16	Beige Grey	17.16	22.34
	Mass/ft ²	32.6 kg	71.7 lb	Beige	17.16	22.34
	Cube/ft ²	49.6	12.4 per row	Opal White	-	22.34
	Mass/ft ²	34.4 kg	75.7 lb	Stanstead Grey	-	25.49
Cube/ft ²	49.6	12.4 per row	Cambrian Brown	-	25.49	
Mass/ft ²	43.6 kg	95.9 lb	Cambrian Black	-	25.49	
Cube/ft ²	37.2	12.4 per row				

Units are not sold separately

		Dimensions (mm)	Dimensions (in.)	Colour	Price/ft ² \$
 	Boulevard TLI 150 mm (200 x 200)				Price/ft² \$
		Thickness x Width x Length	Thickness x Width x Length	White	o/r
		150 x 200 x 200	5 7/8 x 7 7/8 x 7 7/8	Yellow	o/r
	Mass/ft ²	32.6 kg	71.7 lb		
Cube/ft ²	51.6	8.6 per row			

		Dimensions (mm)	Dimensions (in.)	Colour	Price/ft ² Smooth	Price/ft ² Granitech
  	Boulevard TLI 100 mm				Price/ft² Smooth	Price/ft² Granitech
		Thickness x Width x Length	Thickness x Width x Length	Cinder Grey	11.31	11.95
	A	100 x 150 x 300	4 x 5 7/8 x 11 13/16	Charcoal	11.31	11.95
	Units	22.22/m ²	2.06/ft ²	Red	11.31	11.95
	Cube/ft ²	69.78	11.63 per row	Black ETX	11.31	-
	B	100 x 300 x 300	4 x 11 13/16 x 11 13/16	Light Grey	13.76	15.24
	Units	11.11/m ²	1.03/ft ²	Beige Grey	13.76	15.24
	Cube/ft ²	69.78	11.63 per row	Beige	13.76	15.24
	Mass/ft ²	22.33 kg	49.13 lb	Opal White	-	15.24
	Mass/ft ²	23.63 kg	51.99 lb	Stanstead Grey	-	19.63
Mass/ft ²	28.83 kg	63.4 lb	Cambrian Brown	-	19.63	
			Cambrian Black	-	19.63	



Sold separately



		Dimensions (mm)	Dimensions (in.)	Colour	Price/ft ² \$
 	Boulevard TLI 100 mm Crescendo 300				Price/ft² \$
		Thickness x Width x Length	Thickness x Width x Length	Cinder Grey	13.12
	A	100 x 300 x 400	4 x 11 13/16 x 15 3/4	Charcoal	13.12
	B	100 x 300 x 500	4 x 11 13/16 x 19 11/16	Red	13.12
	C	100 x 300 x 600	4 x 11 13/16 x 23 5/8	Black ETX	13.12
	Mass/ft ²	22.8 kg	50.16 lb	Light Grey	14.73
	Cube/ft ²	77.52	9.69 per row	Beige Grey	14.73
				Beige	14.73




Units are not sold separately






o/r : on request

Special order only: Minimum order quantity of 2000 ft² is required. All quantities ordered must be purchased and no returns will be accepted. The dimensions are nominal and take into consideration a sand joint which will vary depending on the paver model. Sold per full cube.

	Dimensions (mm)	Dimensions (in.)	Colour	Price	
 	Boulevard TLI 100 mm (300 x 700)			Price/ft²	
		Thickness x Width x Length	Thickness x Width x Length	\$	
	D	100 x 300 x 700	4 x 11 13/16 x 27 9/16	Cinder Grey	11.95
	Mass/ft ²	22.8 kg	50.16 lb	Charcoal	11.95
	Mass/piece	48 kg	105.6 lb	Red	11.95
	Cube/ft ²	54.24	6.78 per row	Black ETX	11.95
	Standard finish only			Light Grey	14.50
			Beige Grey	14.50	
			Beige	14.50	

	Dimensions (mm)	Dimensions (in.)	Colour	Price/ft ² Smooth	Price/ft ² Granitech	
 	Boulevard TLI 90 mm Crescendo 320					
		Thickness x Width x Length	Thickness x Width x Length			
	A	90 x 320 x 240	3 1/2 x 12 5/8 x 9 1/2	Cinder Grey	9.73	10.93
	B	90 x 320 x 320	3 1/2 x 12 5/8 x 12 5/8	Charcoal	9.73	10.93
	C	90 x 320 x 360	3 1/2 x 12 5/8 x 14 3/16	Red	9.73	10.93
	D	90 x 320 x 400	3 1/2 x 12 5/8 x 15 3/4	Black ETX	9.73	-
	E	90 x 320 x 440	3 1/2 x 12 5/8 x 17 5/16	Light Grey	11.95	13.21
	Mass/ft ²	19.36 kg	42.6 lb	Beige Grey	11.95	13.21
	Mass/ft ²	20.65 kg	45.4 lb	Beige	11.95	13.21
	Mass/ft ²	25.55 kg	56.2 lb	Opal White	-	13.21
Cube/ft ²	86.8	12.4 per row	Stanstead Grey	-	16.40	
	Units are not sold separately			Cambrian Brown	-	16.40
			Cambrian Black	-	16.40	


	Dimensions (mm)	Dimensions (in.)	Colour	Price/ft ² Smooth	Price/ft ² Granitech	
  	Boulevard TLI 90 mm					
		Thickness x Width x Length	Thickness x Width x Length			
	A	90 x 160 x 240	3 1/2 x 6 5/16 x 9 1/2	Cinder Grey	9.73	10.93
	Units	26/m ²	2.42/ft ²	Charcoal	9.73	10.93
	Cube/ft ²	86.8	12.4 per row	Red	9.73	10.93
	B	90 x 320 x 520	3 1/2 x 12 5/8 x 20 1/2	Black ETX	9.73	-
	Units	6/m ²	0.56/ft ²	Light Grey	11.95	13.21
	Cube/ft ²	86	10.75 per row	Beige Grey	11.95	13.21
	Mass/ft ²	19.36 kg	42.6 lb	Beige	11.95	13.21
	Mass/ft ²	20.65 kg	45.4 lb	Opal White	-	13.21
Mass/ft ²	25.55 kg	56.2 lb	Stanstead Grey	-	16.40	
	Sold separately			Cambrian Brown	-	16.40
			Cambrian Black	-	16.40	

	Dimensions (mm)	Dimensions (in.)	Colour	Price/ft ² Smooth	Price/ft ² Granitech	
    	Boulevard 500					
		Thickness x Width x Length	Thickness x Width x Length			
		100 x 500 x 500	4 x 19 11/16 x 19 11/16	Cinder Grey	10.06	11.85
	Units	4/m ²	0.37/ft ²	Charcoal	10.06	11.85
	Cube/ft ²	64.5	10.75 per row	Red	10.06	11.85
	Mass/ft ²	22.33 kg	49.13 lb	Black ETX	10.06	-
	Mass/ft ²	23.63 kg	51.99 lb	Light Grey	12.44	14.88
	Mass/ft ²	28.83 kg	63.4 lb	Beige Grey	12.44	14.88
				Beige	12.44	14.88
				Opal White	-	14.88
			Stanstead Grey	-	16.38	
			Cambrian Brown	-	16.38	
			Cambrian Black	-	16.38	

o/r : on request

Special order only: Minimum order quantity of 2000 ft² is required. All quantities ordered must be purchased and no returns will be accepted. The dimensions are nominal and take into consideration a sand joint which will vary depending on the paver model. Sold per full cube.

46 Architectural Pavers

		Dimensions (mm)	Dimensions (in.)	Colour	Price	
 Boulevard 300		Thickness x Width x Length	Thickness x Width x Length		Price/ft ² Smooth Price/ft ² Granitech	
	A	A	100 x 100 x 300	4 x 4 x 11 13/16	Cinder Grey	10.06 11.85
		Units	33.33/m ²	3.05/ft ²	Charcoal	10.06 11.85
		Cube/ft ²	72.33	10.33 per row	Red	10.06 11.85
	B	B	100 x 100 x 450	4 x 4 x 17 3/4	Black ETX	10.06 -
		Units	22.22/m ²	2.06/ft ²	Light Grey	12.44 14.88
		Cube/ft ²	85.28	10.66 per row	Beige Grey	12.44 14.88
		Cube/ft ²	85.28	10.66 per row	Beige	12.44 14.88
	C	C	100 x 150 x 450	4 x 5 7/8 x 17 3/4	Opal White	- 14.88
		Units	14.81/m ²	1.37/ft ²	Stanstead Grey	- 16.38
		Cube/ft ²	81.36	10.17 per row	Cambrian Brown	- 16.38
	D	D	100 x 150 x 150	4 x 5 7/8 x 5 7/8	Cambrian Black	- 16.38
	Units	44.44/m ²	4.12/ft ²			
	Cube/ft ²	81.36	10.17 per row			
E	E	100 x 150 x 300	4 x 5 7/8 x 11 13/16			
	Units	22.22/m ²	2.06/ft ²			
	Cube/ft ²	81.36	10.17 per row			
F	F	100 x 300 x 300	4 x 11 13/16 x 11 13/16			
	Units	11.11/m ²	1.03/ft ²			
	Cube/ft ²	69.78	11.63 per row			
G	G	100 x 300 x 600	4 x 11 13/16 x 23 5/8			
	Units	5.55/m ²	0.52/ft ²			
	Cube/ft ²	69.78	11.63 per row			
H	H	100 x 200 x 600	4 x 7 7/8 x 23 5/8			
	Units	8.33/m ²	0.77/ft ²			
	Cube/ft ²	72.31	10.33 per row			
I	I	100 x 600 x 600	4 x 23 5/8 x 23 5/8			
	Units	2.77/m ²	0.26/ft ²			
	Cube/ft ²	46.5	7.75 per row			
J	J <i>New</i>	100 x 100 x 600	4 x 4 x 23 5/8			
	Units	16.67/m ²	1.52/ft ²			
	Cube/ft ²	72.33	10.33 per row			
	Mass/ft ²	22.33 kg	49.13 lb			
	Mass/ft ²	23.63 kg	51.99 lb			
	Mass/ft ²	28.83 kg	63.4 lb			

Sold separately

The following Granitech products are in stock: Minimum order 1 pallet






- 10409012 Boulevard 150 x 300 Charcoal
- 10409145 Boulevard 300 x 300 Charcoal
- 10409147 Boulevard 300 x 600 Charcoal
- 10400371 Boulevard 150 x 300 Cinder Grey
- 10400119 Boulevard 300 x 300 Cinder Grey
- 10400157 Boulevard 300 x 600 Cinder Grey
- 10409016 Boulevard 150 x 300 Light Grey
- 10409035 Boulevard 300 x 300 Light Grey
- 10409050 Boulevard 300 x 600 Light Grey



Boulevard Cassara® Verde Paver





	Thickness x Width x Length	Thickness x Width x Length		Price/ft ² \$
	100 x 300 x 450	4 x 11 13/16 x 17 3/4	10300301	Cinder Grey* 10.68
Weight/unit	15 kg	33 lb	-	Charcoal 10.68
Units/area	7.36 units/m ²	0.68 unit/ft ²	-	Red 10.68
Area/layer	1.09 m ²	11.72 pi ²	-	Black ETX 10.68
Area/cube	8.72 m²	10 Rows 93.76 pi²	-	Light Grey 10.68
Length/layer	3.60 lin. m	11.81 lin. ft	-	Beige Grey 11.31
Length/cube	28.80 lin. m	94.48 lin. ft	-	Beige 11.31
Qty/cube	64 units	64 units	* In stock	
Weight/cube	992 kg	2186 lb		



Special order only: Minimum order quantity of 2000 ft² is required. All quantities ordered must be purchased and no returns will be accepted. The dimensions are nominal and take into consideration a sand joint which will vary depending on the paver model. Sold per full cube.

	Dimensions (mm)	Dimensions (in.)	Code	Colour	Price
	Boulevard Striated Paver				Price/ft² \$
	Thickness x Width x Length	Thickness x Width x Length			
	100 x 300 x 300	4 x 11 13/16 x 11 13/16		Cinder Grey	11.85
Units	11.11/m ²	1.03/ft ²		Charcoal	11.85
Cube/ft ²	69.78	11.63 per row		Red	11.85
Mass/ft ²	22.33 kg	49.13 lb		Black ETX	11.85
				Light Grey	13.99
				Beige Grey	13.99
				Beige	13.99
	Lexa® Paver				Price/ft² \$
	Thickness x Width x Length	Thickness x Width x Length			
	80 x 330 x 495	3 1/8 x 13 x 19 1/2	10550433	Sterling Grey	o/r
Weight/unit	29 kg	65 lb	10550437	Alpine Grey	o/r
Units/area	6.12 mcx/m ²	0.57 mcx/ft ²			
Area/layer	0.98 m ²	10.55 ft ²			
Area/cube	8.82 m²	9 Rows 94.95 ft²			
Length/layer Soldier	1.98 lin. m	6.50 lin. ft			
Length/cube Soldier	17.82 lin. m	58.50 lin. ft			
Qty/cube	54 units	54 units			
Weight/cube	1590 kg	3506 lb			
	Melville® Classic 80 Paver				Price/ft² \$
	Thickness x Width x Length	Thickness x Width x Length			
	80 x 100 x 200	3 1/8 x 3 15/16 x 7 7/8	12054204	Grey	6.09
Units	50.00/m ²	4.57/pi ²	12052797	Red	7.24
Cube/ft ²	94.56	11.82			
Mass/ft ²	17.36 kg	38.19 lb			
	Paleo®-Tec Paver				Price/ft² \$
	Thickness x Width x Length	Thickness x Width x Length			
	100 x 140 x 220	4 x 5 1/2 x 8 5/8	10102026	Light Grey	17.21
Weight/unit	6.80 kg	15.00 lb	10109059	Range Brownstone Red	17.21
Units/area	32.50 units/m ²	3.00 units/ft ²	10109067	Range Norvick Grey	17.21
Area/layer	0.99 m ²	10.62 pi ²	10100862	Rockland Black	17.21
Area/cube	5.92 m²	63.72 pi²			
Length/layer	7.01 lin. m	23.00 lin. ft			
Length/cube	42.06 lin. m	138.00 lin. ft			
Weight/cube	1306 kg	2880 lb			
	Vertex Paver <i>New</i>				Price/ft² \$
	Thickness x Width x Length	Thickness x Width x Length			
A and B	100 x 150 and 300 x 600	4 x 5 7/8 and 11 13/16 x 23 5/8		White - Smooth	o/r
Units/area (avg.)	0.135 m ²	1.45 ft ²		Cinder Grey - Smooth	o/r
				Charcoal - Smooth	o/r
				Light Charcoal - Smooth	o/r
				Black ETX - Smooth	o/r
				Light Grey - Smooth	o/r
				Beige Grey - Smooth	o/r
				Beige - Smooth	o/r

o/r : on request

48 Architectural Pavers – Permeable

	Dimensions (mm)	Dimensions (in.)	Code	Colour	Price	
   	Agora Aqua				Price/unit \$	
		Thickness x Width x Length	Thickness x Width x Length			
	A	80 x 167 x 300	3 1/8 x 6 9/16 x 11		Range Amber Beige	o/r
	B	80 x 200 x 300	3 1/8 x 7 7/8 x 11		Range Shaded Grey	o/r
	C	80 x 233 x 300	3 1/8 x 9 3/16 x 11		Range Scandina Grey	o/r
					Rockland Black	o/r
	Weight/unit (avg.)	11 kg	24 lb			
	Units/area (avg.)	13.27 units/m ²	1.51 units/ft ²			
	Area/layer	0.86 m ²	9.26 ft ²			
	Area/cube	6.88 m²	8 Rows 74.08 ft²			
	Length/layer	4.20 lin. m	13.78 lin. ft			
	Length/cube	33.60 lin. m	110.24 lin. ft			
	Weight/cube	1265 kg	2789 lb			

	Dimensions (mm)	Dimensions (in.)	Code	Colour	Price	
 	Agora Aqua Large Rectangle				Price/unit \$	
		Thickness x Width x Length	Thickness x Width x Length			
		80 x 233 x 300	3 1/8 x 9 3/16 x 11		Range Amber Beige	o/r
	Weight/unit (avg.)	13 kg	28 lb		Range Shaded Grey	o/r
	Units/area (avg.)	14.28 units/m ²	1.33 units/ft ²		Range Scandina Grey	o/r
	Area/layer	0.98 m ²	10.55 ft ²		Rockland Black	o/r
	Area/cube	7.84 m²	8 Rows 84.40 ft²		Sold separately	
	Length/layer	4.20 lin. m	13.78 lin. ft			
	Length/cube	33.60 lin. m	110.24 lin. ft			
	Qty/cube	112 units	112 units			
	Weight/cube	1440 kg	3175 lb			

Architectural Pavers – Permeable 49

Dimensions (mm)

Dimensions (in.)

Code

Colour

Prix



AquaPave®




	Thickness x Width x Length	Thickness x Width x Length
	80 x 98 x 198	3 1/8 x 3 41/48 x 7
Weight/unit	3.54 kg	7.80 lb
Units/area	0.42 m ²	4.58 ft ²
Area/cube	8.77 m²	94.40 ft²
Length/cube	132.60 lin. ft (rectangles only)	
Qty/cube	464 units (400 rectangles, 64 half stone)	
Weight/cube	1529 kg	3371 lb

Packaged in herringbone to facilitate mechanical installation.

Code	Colour	Price/ft ² \$
10501969	Natural	5.78
127000464	Black Sierra	6.94



Boulevard Drain





	Thickness x Width x Length	Thickness x Width x Length
	100 x 209 x 209	4 x 8 1/4 x 8 1/4
Units	22.9/m ²	2.13/ft ²
Cube/ft ²	56.4	9.4 per row
Mass/ft ²	22.33 kg	49.13 lb
Mass/ft ²	23.63 kg	51.99 lb
Mass/ft ²	28.83 kg	63.4 lb


	Price/ft ² Smooth	Price/ft ² Granitech
Cinder Grey	10.06	11.85
Charcoal	10.06	11.85
Red	10.06	11.85
Black EXT	10.06	-
Light Grey	12.44	14.88
Beige Grey	12.44	14.88
Beige	12.44	14.88
Opal White	-	14.88
Stanstead Grey	-	16.38
Cambrian Brown	-	16.38
Cambrian Black	-	16.38

Special order only: Minimum order quantity of 2000 ft² is required. All quantities ordered must be purchased and no returns will be accepted. The dimensions are nominal and take into consideration a sand joint which will vary depending on the paver model. Sold per full cube.

50 Architectural Slabs – Rooftop

	Dimensions (mm)	Dimensions (in.)	Code	Colour	Price
	SmartCast® Reflect Slab				Price/unit \$
	Thickness x Width x Length	Thickness x Width x Length	12050108	White	35.62
	50 x 600 x 600	2 x 23 5/8 x 23 5/8			
	Weight/unit	42.23 kg	93 lb		
	Units/area	-	3.87 ft ²		
	Area/cube	-	85.10 ft ²		
	Qty/cube	22 units	22 units		
Weight/cube	929 kg	2046 lb			







	Dimensions (mm)	Dimensions (in.)	Code	Colour	Price	
	Urban Slab				Price/ft² \$	
	Thickness x Width x Length	Thickness x Width x Length	Prestige Colour			
	55 x 610 x 610	2 3/16 x 24 x 24	12051214	Cinder Grey	7.00	
	Weight/unit	52 kg	115 lb	127001099	Range Bayona Grey - <i>N</i>	8.15
	Units/area	0.37 m ²	4 ft ²	127001176	Beige Grey - <i>N</i>	8.15
	Area/layer	0.74 m ²	8 ft ²	127001100	Light Grey - <i>N</i>	8.15
	Area/cube	8.92 m²	12 Rows	96 ft²	127001177	White - <i>N</i>
Qty/cube	24 units	24 units				
Weight/cube	1250 kg	2756 lb				

	Dimensions (mm)	Dimensions (in.)	Code	Colour	Price
	Versailles® Slab				Price/unit \$
	Thickness x Width x Length	Thickness x Width x Length	12059261	Alpine Grey	40.83
	50 x 610 x 610	2 x 24 x 24	12059263	Trenton Grey	40.83
	Weight/unit	44 kg	97 lb		
	Units/area	0.37 m ²	4.00 ft ²		
	Area/cube	7.43 m ²	80.00 ft ²		
	Qty/cube	20 units	20 units		
Weight/cube	880 kg	1940 lb			

Packaged vertically
 Can be loaded 3 cubes across
All products ordered must be purchased in total and no returns will be accepted.



Special order only: Minimum order quantity of 2000 ft² is required. All quantities ordered must be purchased and no returns will be accepted. The dimensions are nominal and take into consideration a sand joint which will vary depending on the paver model. Sold per full cube.

Architectural Walls – Products in Stock 51

	Dimensions (mm)	Dimensions (in.)	Code	Colour	Price
	Grande 438 Capping				Price/unit
					\$
	Height x Depth x Length	Height x Depth x Length	16200460	Grey	66.91
	200 x 438 x 1000	7.87 x 17.24 x 39.37	Can be double stacked		
	Weight/unit	194 kg	427 lb		
	Units/area	5.00 units/m ²	0.46 unit/ft ²		
	Area/cube	1.20 m ²	12.90 pi ²		
	Length/cube	6.00 lin. m	19.70 lin. ft		
	Qty/cube	6 units	6 units		
	Weight/cube	1162 kg	2561 lb		
	Grande 375 Standard				Price/unit
					\$
	Height x Depth x Length	Height x Depth x Length	16201336	Grey	52.79
	200 x 375 x 1000	7.87 x 14.76 x 39.37	Can be double stacked		
	Weight/unit	161 kg	360 lb		
	Units/area	5.00 units/m ²	0.46 unit/ft ²		
	Area/cube	1.80 m ²	19.56 pi ²		
	Length/cube	9.00 lin. m	29.60 lin. ft		
	Qty/cube	9 units	9 units		
	Weight/cube	1500 kg	3300 lb		
	Grande 750 Standard				Price/unit
					\$
	Height x Depth x Length	Height x Depth x Length	16209043	Grey	131.78
	200 x 750 x 1000	7.87 x 29.52 x 39.37	Can be double stacked		
	Weight/unit	328 kg	726 lb		
	Units/area	5.00 units/m ²	0.46 unit/ft ²		
	Area/cube	0.80 m ²	8.70 pi ²		
	Length/cube	4.00 lin. m	13.10 lin. ft		
	Qty/cube	4 units	4 units		
	Weight/cube	1350 kg	2970 lb		
	Grande 1125 Standard				Price/unit
					\$
	Height x Depth x Length	Height x Depth x Length	16209044	Grey	158.61
	200 x 1125 x 1000	7.87 x 44.29 x 39.37	Can be double stacked		
	Weight/unit	483 kg	1065 lb		
	Units/area	5.00 units/m ²	0.46 unit/ft ²		
	Area/cube	0.60 m ²	6.45 pi ²		
	Length/cube	3.00 lin. m	9.90 lin. ft		
	Qty/cube	3 units	3 units		
	Weight/cube	1450 kg	3190 lb		
	Grande Corner				Price/unit
					\$
	Height x Depth x Length	Height x Depth x Length	16209045	Grey	82.56
	200 x 500 x 1000	7.87 x 19.69 x 39.37	Can be double stacked		
	Weight/unit	213 kg	469 lb		
	Units/area	3.33 units/m ²	0.31 unit/ft ²		
	Area/cube	1.80 m ²	19.40 pi ²		
	Qty/cube	6 units	6 units		
	Weight/cube	1278 kg	2811 lb		
		Grande 175 Step			
					\$
Height x Depth x Length		Height x Depth x Length	16202415	Grey	71.53
Dimensions		175 x 438 x 1000	6.89 x 17.24 x 39.37	Can be double stacked	
Weight/unit		175 kg	386 lb		
Qty/cube		6 units	6 units		
Weight/cube	1070 kg	2358 lb			

Sold by full cube

52 Architectural Walls – Products in Stock

	Dimensions (mm)	Dimensions (in.)	Code	Colours	Price
Grande Wedge® Standard					Price/unit \$
	Height x Depth x Length	Height x Depth x Length	16200459	Grey	15.76
	200 x 312.50 x 380 / 250	7.87 x 12.30 x 14.96 / 9.84	Can be double stacked		
	Weight/unit	38 kg			
	Units/area	13.16 units/m ²			
	Area/cube	2.74 m ²			
	Length/cube	13.68 lin. m			
	Qty/cube	36 units			
	Weight/cube	1353 kg			
Grande Wedge® Capping					Price/unit \$
	Height x Depth x Length	Height x Depth x Length	16200458	Grey	10.46
	100 x 312.50 x 380 / 250	3.93 x 12.30 x 14.96 / 9.84	Can be double stacked		
	Weight/unit	21 kg			
	Units/area	26.32 units/m ²			
	Area/cube	2.38 m ²			
	Length/cube	23.94 lin. m			
	Qty/cube	63 units			
	Weight/cube	1329 kg			
Mirafi Geogrid					Price/roll \$
Miragrid 5 XT per roll - 167 m ²			70201130		812.73
Miragrid 8 XT per roll - 220 m ²			70201260		1366.05
Miragrid 10 XT per roll - 220 m ²			70201167		1650.33

Please check with Permacon customer service in your area.

Architectural Walls – Products in Stock 53

Dimensions (mm) Dimensions (in.) Code Colour Price



Keystone® System Straight Face Compact Unit

	Height x Depth x Length	Height x Depth x Length
	204 x 305 x 457	8 x 12 x 18
Weight/unit	45 kg	99 lb
Units/area	10.80 units/m ²	1.00 unit/ft ²
Area/cube	3.70 m ²	40.00 pi ²
Qty/cube	40 units 5 Rows	40 units
Weight/cube	1832 kg	4039 lb

		Price/unit \$
16055000	Smoke Grey	27.39

Price includes two 9 inch anchor plates



Keystone® System Straight Capping

	Height x Depth x Length	Height x Depth x Length
	102 x 267 x 432	4 x 10 1/2 x 17
Weight/unit	30 kg	64 lb
Length/unit	2.20 units/lin. m	0.67 unit/lin.ft
Area/cube	2.60 m ²	28.00 pi ²
Qty/cube	56 units 7 Rows	56 units
Weight/cube	1655 kg	3640 lb

		Price/unit \$
16054730	Smoke Grey	18.44

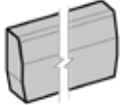
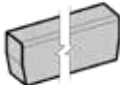
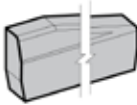
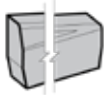
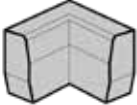
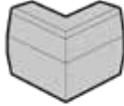



Keystone® System Corner Unit

	Height x Depth x Length	Height x Depth x Length
	204 x 230 x 457	8 x 9 x 1813/16
Weight/unit	52 kg	114 lb
Units/area	7.20 units/m ²	0.67 unit/ft ²
Area/cube	2.79 m ²	30.00 pi ²
Qty/cube	20 units 2 Rows	20 units
Weight/cube	1044 kg	2296 lb

		Price/unit \$
16052390	Smoke Grey	30.64

54 Architectural Curbs - Products in Stock

	Dimensions (mm)	Dimensions (in.)	Code	Colour	Price	
	High Rised Curb A1 1 2M				Price/lin. m	
	Width x Thickness x Length	Width x Thickness x Length	14209025	Grey	\$ 37.30	
	300 x 150 x 1200	12 x 6 x 48	Sold in full cube only. Preparation fees may apply.			
	Weight/unit	101 kg				
	Length/cube	16.8 lin. m				
	Qty/cube	14 units 2 Rows	14 units			
Weight/cube	1450 kg	3197 lb				
	Low Rised Curb B1 1 2M				Price/lin. m	
	Width x Thickness x Length	Width x Thickness x Length	14209036	Grey	\$ 37.30	
	200 x 150 x 1200	8 x 6 x 48	Sold in full cube only. Preparation fees may apply.			
	Weight/unit	71 kg				
	Length/cube	25.2 lin. m				
	Qty/cube	21 units 3 Rows	21 units			
Weight/cube	1520 kg	3350 lb				
	Transition Curb 200 to 300 AB1 (Left) - BA1 (Right)				Price/lin. m	
	Width x Thickness x Length	Width x Thickness x Length	14209032 (G)	Grey	\$ 63.32	
	200 to 300 x 150 x 1200	8 to 12 x 6 x 48	14209033 (D)	Grey	\$ 63.32	
	Weight/unit	94 kg	Sold in full cube only. Preparation fees may apply.			
	Length/cube	9.6 lin. m				
	Qty/cube	8 units 2 Rows	8 units			
Weight/cube	810 kg	1786 lb				
	Transition Curb 175 to 300 AB1 (Left) - BA1 (Right)				Price/lin. m	
	Width x Thickness x Length	Width x Thickness x Length	14209034 (G)	Grey	\$ 63.32	
	175 to 300 x 150 x 500	7 to 12 x 6 x 20	14209035 (D)	Grey	\$ 63.32	
	Weight/unit	36 kg	Sold in pairs			
	Length/cube	8 lin. m				
	Qty/cube	16 units 2 Rows	16 units			
Weight/cube	640 kg	1411 lb				
	Inside Corner				Price/unit	
	Width x Thickness x Length	Width x Thickness x Length	14209039	Grey	\$ 37.30	
	300 x 150 x 300	12 x 6 x 12	Sold in full cube only. Preparation fees may apply.			
	Weight/unit	47 kg				
	Length/cube	7.2 lin. m				
	Qty/cube	24 units 2 Rows	24 units			
Weight/cube	1190 kg	2623 lb				
	Outside Corner				Price/unit	
	Width x Thickness x Length	Width x Thickness x Length	14209041	Grey	\$ 37.30	
	300 x 150 x 300	12 x 6 x 12	Sold in full cube only. Preparation fees may apply.			
	Weight/unit	47 kg				
	Length/cube	7.2 lin. m				
	Qty/cube	24 units 2 Rows	24 units			
Weight/cube	1190 kg	2623 lb				
	Outside Curve C1 Exposed				Price/lin. m	
	Width x Thickness x Length	Width x Thickness x Length	Radius (m ²)		\$	
	300 x 150 x 1000	12 x 6 x 40	0.625	14209026	Grey	63.32
	Weight/unit	100 kg	1.25	14209027	Grey	63.32
	Length/cube	12 lin. m	2.50	14209028	Grey	63.32
	Qty/cube	12 units 2 Rows	12 units	14209029	Grey	63.32
Weight/cube	1260 kg	2778 lb	14209030	Grey	63.32	
			14209031	Grey	63.32	
Sold in full cube only. Preparation fees may apply.						

TERMS AND CONDITIONS OF SALE

PAYMENT TERMS: Net on the 15th of the month following delivery date. Interest at a rate of 18% per annum may be charged on accounts which are overdue.

CARTAGE: Transportation charges apply (including one (1) hour for unloading). For more information, please contact Customer Service. An additional unloading or waiting time shall be invoiced at the rate of \$85 per half-hour extending from 7 a.m. to 7 p.m. and \$115 per half-hour from 7 p.m. to 7 a.m., weekdays only. These charges are subject to change without notice and do not apply during the thaw period.

SALES TAXES: All taxes will be added at the time of the sale when applicable.

N.B. All modifications to the applications of federal and provincial taxes can prompt changes without notice.

PALLETS: A \$40 charge will be invoiced to the customer for pallets to be returned. It is the customer's responsibility to properly store pallets on site and manage their return. A refund will be granted for any pallets identified as Permacon which are in good condition (i.e., which do not require modification or repair and can be directly reused by Permacon in its day-to-day operations). The condition of the pallets must also comply with safety standards for the packaging of Permacon products when they are returned by the customer to its plants or picked up simultaneously during a delivery to the same job site. Permacon offers a pallet pickup service within an 80 km range of its plants. A fee of \$5 per pallet will be charged if the pickup is made expressly at the customer's request. A minimum charge of \$425 per pickup, per site will be invoiced for all regions. Please note that to benefit from this service, the customer must make a request to Permacon, then stack the pallets near a road accessible to vehicles.

RETURN OF MATERIAL: Permacon will only accept the return of complete cubes in perfect condition. A handling charge of 25% of the total cost will be applied, in addition to transportation charges where applicable.

ADDITIONAL CONDITIONS: The quantity and quality of all products delivered on a job site shall be accepted by the customer, its representatives, employees or agents at the time of delivery. Such acceptance shall be considered as final. Interpretation of plans and specifications is the sole responsibility of the customer. Permacon declines any responsibilities for delays caused by accidents, equipment breakdowns, strikes, lockouts, material shortages or any other event beyond its control. Prices are subject to change without notice.

RECOMMENDATIONS: It is very important to always order by unit because cube quantities may vary.

To guarantee optimum quality of service, we suggest that orders are confirmed in advance, giving at least 48 hours' notice for delivery.

CUSTOMER SERVICE

Eastern Central Quebec and the Atlantic Provinces
(Quebec, Sherbrooke, Trois-Rivières and the Atlantic Provinces)

Toll Free: **1 800 463-4696**

Montreal Region: **514 351-1751**

Quebec Region: **418 622-3527**

Email: **sac.quebec@permacon.ca**

Toll Free Fax: **1 855 450-7509**

West Quebec and Eastern Ontario
(Montreal, Ottawa Valley and Outaouais)

Toll Free: **1 800 363-1126**

Montreal Region: **514 351-1751**

Quebec Region: **418 622-3527**

Email: **sac.montreal@permacon.ca**

Toll Free Fax: **1 844 608-8673**

CAUTION



If a cube is not stacked correctly, it may fall and cause serious personal injury.

Safe and proper storage is a process best performed by skilled professionals. We suggest that staff be fully trained in all applicable regulations and techniques. In addition, we recommend the following:

- Use a storage area with adequate load-bearing capacity and ground level;
- Use suitable handling equipment (minimum capacity 3,500 kg/8,000 lb);
- Always ensure vertical alignment when stacking cubes (see Fig. 1);
- Depending on the product, stacking 3 to 5 cubes is generally considered efficient and safe (see note 2);
- Use caution when unpacking a cube, as products may have shifted during transport.

Note 1: **IT IS NOT RECOMMENDED TO STACK CUBES ON A JOB SITE.**

Note 2: Some product packaging has limitations on the number of cubes that can be stacked. In this regard, please refer to Permacon's landscaping and masonry product guides for specific product restrictions and/or contact your Permacon representative.

Note 3: Never stack cubes with bags of pins or keys side by side (see Fig. 2).

Note 4: For further information, please contact your regional sales office.

OUR LOCATIONS

Permacon Montreal
8140 Bombardier Street
Anjou, Quebec
H1J 1A4

Permacon Quebec
8845, Pierre-Bertrand Blvd.
Quebec, Quebec
G2K 1W2

Permacon Ottawa
6860 Bank Street
Metcalf, Quebec
K0A 2P0

Permacon Saint-Eustache
500 Saint-Eustache Street
Saint-Eustache, Quebec
J7R 7E7

Permacon Trois-Rivières
1100, De la Commune Blvd.
Trois-Rivières, Quebec
G9A 2W6

Most of our products are protected by Patent and Industrial Design which is owned by Oldcastle Building Products Canada, Inc. except for those indicated otherwise. The trademarks identified by the symbols ®™ belong to Oldcastle Building Products Canada Inc. and those identified by the symbols * are used under licence belonging to third party companies.

DEK-BLOCK*	Licensed to use the trademark Dek-Block, owned by Dek-Block Products Ltd.
PORTAGE' STEPPING STONE	Patented Canada, United States and Europe. ©Canada and United States
VENDOME' PAVERS	©Canada and United States, patented Canada, United States and Europe
LAFITT' TANDEM' WALL	Patented United States, Canada and Europe
PLANTER' WALL	Industrial Design Canada, United States. Patent pending Canada
ROSEBEL'	Patented Canada, United States, pending Europe
ARTEX™ PANEL SYSTEM	Patent pending Canada, United States and Europe

We manufacture our concrete units to meet and exceed the following standards:



Canadian Standards Association
CSA (ACNOR) A-231.2-95 R-2000
For concrete paving stones



Bureau de normalisation du Québec
NQ 2624-120. For concrete paving stones
NQ 2624-210. For concrete Bordures

PERMACON is a member of the following associations:



PERMACON
A CRH COMPANY

1 888 PERMACON PERMACON.CA