

TECHO—BLOC

SUGGESTED RETAIL PRICE LIST 2024

OTTAWA



TABLE OF CONTENTS

SLABS	3	INDUSTRIA 450 × 150 450 SERIES HD ² — <i>ON ORDER</i>	18	BLU 45 MM CONCRETE OVERLAY SYSTEM SMOOTH	31
ABERDEEN 20 × 10 20 × 20 SLAB KLEAN-BLOC	3	INDUSTRIA 450 × 300 450 SERIES HD ² — <i>ON ORDER</i>	19	PACIFIC CONCRETE OVERLAY SYSTEM SMOOTH	31
ABERDEEN 30 × 10 SLAB KLEAN-BLOC	3	INDUSTRIA 600 × 100 600 SERIES HD ² — <i>ON ORDER</i>	19	VENETIAN RISER SLATE	31
ABERDEEN 30 × 20 SLAB KLEAN-BLOC	3	INDUSTRIA 600 × 200 600 SERIES HD ² — <i>ON ORDER</i>	20	VENETIAN RISER SMOOTH	32
ABERDEEN 30 × 30 SLAB KLEAN-BLOC	3	INDUSTRIA 600 × 300 600 SERIES HD ² — <i>ON ORDER</i>	20	VENETIAN CAP OVERLAY SLATE	32
BLU 60 MM SLAB SLATE	3	INDUSTRIA 600 × 600 600 SERIES HD ² — <i>ON ORDER</i>	21	VENETIAN CAP OVERLAY SMOOTH	32
BLU 60 MM SLAB SMOOTH / HD ²	4	INDUSTRIA 900 × 300 900 SERIES HD ²	21	CAPS	32
BLU 60 MM SLAB POLISHED — <i>ON ORDER</i>	4	INDUSTRIA 900 × 600 900 SERIES HD ²	22	ARCHITECTURAL CAP DOUBLE-SIDED	32
BLU 60 MM (6"×13") SLAB SLATE	4	INDUSTRIA 900 × 900 900 SERIES HD ²	22	BRANDON CAP SLATE	32
BLU 60 MM (6"×13") SLAB SMOOTH / HD ²	4	WALLS	23	GRAPHIX CAP DOUBLE-SIDED SMOOTH OR SPLIT FACE	32
BLU GRANDE SLAB SLATE	5	BOREALIS WALL & EDGE DOUBLE-SIDED	23	LIMESTONE CAP NATURAL STONE COLLECTION	33
BLU GRANDE SLAB SMOOTH / HD ²	5	BRANDON 90 MM WALL DOUBLE-SIDED	23	PIEDIMONTE 14 × 30 WALL & STEP CAP DOUBLE-SIDED	33
BLU GRANDE SLAB POLISHED — <i>ON ORDER</i>	5	BRANDON 180 MM WALL DOUBLE-SIDED	23	RAFFINATO 90 MM (14 × 28) CAP DOUBLE-SIDED SMOOTH	33
BOREALIS 30 × 5 SLAB KLEAN-BLOC	5	BRANDON 90 MM CORNER AND PILLAR KIT	23	RAFFINATO 60 MM (14 × 28) CAP DOUBLE-SIDED SMOOTH	33
BOREALIS 30 × 10 SLAB KLEAN-BLOC	6	BRANDON 180 MM CORNER AND PILLAR KIT	23	NEW RAFFINATO 60 MM (14 × 32) CAP DOUBLE-SIDED HD ² SMOOTH	33
BOREALIS STEPPING STONES	6	FASCIA WALL COLLECTION STRUCT. BLOCK SINGLE-SIDED	23	NEW SANDSTONE CAP NATURAL STONE COLLECTION	33
EVEREST SLAB HD ²	6	FASCIA WALL COLLECTION STRUCT. BLOCK DOUBLE-SIDED	24	SANDSTONE BULLNOSE CAP NATURAL STONE COLLECTION	34
HEXA 60 MM SLAB HD ²	6	FASCIA WALL COLLECTION WALL BASE	24	TRAVERTINA RAW 14 × 28 WALL, STEP AND PILLAR CAP DOUBLE-SIDED KLEAN-BLOC	34
INCA SLAB HD ²	7	ICONIC FASCIA KLEAN-BLOC	24	YORK 24 × 36 COUNTER TOP KLEAN-BLOC	34
INDUSTRIA 600 × 600 × 60 SLAB 600 SERIES HD ² — <i>ON ORDER</i>	7	ICONIC CORNER KLEAN-BLOC	24	YORK WALL CAP KLEAN-BLOC	34
INDUSTRIA FLORA	7	ROSEMONT FASCIA KLEAN-BLOC	24	YORK 14 × 48 WALL CAP KLEAN-BLOC	35
MAYA SLAB	7	ROSEMONT CORNER KLEAN-BLOC	24	CAPS AND COPING	35
OCEAN GRANDE SLAB HD ²	8	G-FORCE WALL	24	BALI TRAVERTINA RAW POOL COPING KLEAN-BLOC	35
PARA 500 × 250 SLAB HD ²	8	G-FORCE CORNER UNIT	25	BULLNOSE POOL COPING SMOOTH	35
PARA 500 × 500 SLAB HD ²	8	GRAPHIX WALL DOUBLE-SIDED	25	BULLNOSE GRANDE POOL COPING POLISHED	35
PARA 500 × 750 SLAB HD ²	8	MINI-CRETA 3" ARCHITECTURAL WALL DOUBLE-SIDED	25	PACIFIC CAP SMOOTH	35
NEW SANDSTONE SLAB	8	PILLAR 24 × 3 MINI-CRETA ARCHITECTURAL	25	PORTOFINO CAP DOUBLE-SIDED	35
TRAVERTINA RAW 20 × 20 20 × 10 SLAB KLEAN-BLOC	9	MINI-CRETA 6" ARCHITECTURAL WALL DOUBLE-SIDED	26	PILLAR CAPS	36
TRAVERTINA RAW 20 × 30 SLAB KLEAN-BLOC	9	PILLAR 24 × 6 MINI-CRETA ARCHITECTURAL	26	PIEDIMONTE 28×28 PILLAR CAP KLEAN-BLOC	36
TRAVERTINA RAW 30 × 30 SLAB KLEAN-BLOC	9	PRESCOTT 2.25" WALL DOUBLE-SIDED	26	YORK 28 × 28 PILLAR CAP KLEAN-BLOC	36
PAVERS	10	PRESCOTT 2.25" CORNERS OR PILLARS	26	YORK 32 × 32 PILLAR CAP KLEAN-BLOC	36
ANTIKA PAVER SMOOTH	10	PRESCOTT 4.5" WALL DOUBLE-SIDED	26	EDGES	37
AQUASTORM PAVER PERMEABLE	10	PRESCOTT 4.5" CORNERS OR PILLARS	26	AVIGNON EDGE	37
BLU 80 MM PAVER SLATE	10	RAFFINATO 90 MM WALL DOUBLE-SIDED SMOOTH	27	BOREALIS WALL & EDGE DOUBLE-SIDED	37
BLU 80 MM PAVER SMOOTH / HD ²	10	RAFFINATO 90 MM PILLAR KIT, CORNER & EDGE SMOOTH	27	BRANDON EDGE	37
BLU 80 MM PAVER POLISHED — <i>ON ORDER</i>	10	RAFFINATO 90 MM WALL POLISHED — <i>ON ORDER</i>	27	PIETRA EDGE	37
BLU 80 MM (6"×13") PAVER SLATE ²	11	RAFFINATO 90 MM PILLAR KIT, CORNER & EDGE POLISHED — <i>ON ORDER</i>	27	RAFFINATO 90 MM PILLAR KIT, CORNER & EDGE SMOOTH	37
BLU 80 MM (6"×13") PAVER SMOOTH / HD ²	11	RAFFINATO 180 MM WALL DOUBLE-SIDED SMOOTH	27	RAFFINATO 180 MM PILLAR KIT, CORNER & EDGE SMOOTH	37
EVA PAVER SLATE / SMOOTH	11	RAFFINATO 180 MM PILLAR KIT, CORNER & EDGE SMOOTH	27	RAFFINATO 90 MM PILLAR KIT, CORNER & EDGE POLISHED — <i>ON ORDER</i>	38
LINEA SMALL RECTANGLES PAVER	11	RAFFINATO 180 MM WALL POLISHED — <i>ON ORDER</i>	28	RAFFINATO 180 MM PILLAR KIT, CORNER & EDGE POLISHED — <i>ON ORDER</i>	38
LINEA LARGE RECTANGLES PAVER	12	RAFFINATO 180 MM PILLAR KIT, CORNER & EDGE POLISHED — <i>ON ORDER</i>	28	RÖCKA WALL & EDGE	38
MIKA PAVER KLEAN-BLOC	12	RÖCKA WALL & EDGE DOUBLE-SIDED	28	OUTDOOR ACCESSORIES	39
MISTA RANDOM PAVER PERMEABLE	12	SEMMA WALL DOUBLE-SIDED SPLIT FACE	28	LUMI FIREBOWL	39
PURE PAVER PERMEABLE	12	SEMMA CORNERS OR PILLARS SPLIT FACE	28	MANCHESTER FOYER CHESTNUT BROWN — <i>ON ORDER</i>	39
SLEEK PAVER HD ²	12	SKYSCRAPER WALL TOP	28	MANCHESTER FOYER SHALE GREY — <i>ON ORDER</i>	39
SQUADRA PAVER SLATE	12	SKYSCRAPER WALL MIDDLE	29	FORNO PIZZA OVEN	39
TRAVERTINA RAW PAVER KLEAN-BLOC	13	SKYSCRAPER WALL BASE	29	BRANDON 90 MM SQUARE FIRE PIT NO SLEEVE	40
VALET PAVER	13	SKYSCRAPER WALL CORNER	29	BRANDON 90 MM RECTANGULAR FIRE PIT NO SLEEVE	40
VICTORIEN 60 MM PAVER	13	SKYSCRAPER WALL EXTENDER	29	PRESCOTT FIREPIT NO SLEEVE	40
VILLAGIO PAVER PERMEABLE	13	TRAVERTINA RAW WALL DOUBLE-SIDED	29	RAFFINATO FIRE PIT NO SLEEVE	40
WESTMOUNT PAVER HD ²	13	TRAVERTINA RAW CORNERS OR PILLARS	29	VALENCIA FIRE PIT NO SLEEVE	40
COMMERCIAL PAVERS	14	STEPS & CAPS	30	BURNERS NATURAL GAS OR LIQUID PROPANE	40
DIAMOND PAVER HD ² — <i>ON ORDER</i>	14	STEPS	30	FIRE PIT INSERT FIRE PIT SLEEVE	41
HEXA 100 MM PAVER HD ² — <i>ON ORDER</i>	14	BOREALIS STEP	30	BREEO ACCESSORIES	41
HYDRA PAVER PERMEABLE	14	MAYA STEP	30	MISCELLANEOUS	43
INDUSTRIA 150 × 150 150 SERIES HD ² — <i>ON ORDER</i>	14	RAFFINATO STEP	30		
INDUSTRIA 200 × 200 200 SERIES HD ² — <i>ON ORDER</i>	15	RÖCKA 48" STEP	30		
INDUSTRIA 200 × 400 200 SERIES HD ² — <i>ON ORDER</i>	15	RÖCKA 60" STEP	30		
INDUSTRIA 300 × 100 300 SERIES HD ²	16	NEW SANDSTONE STEP	30		
INDUSTRIA 300 × 150 300 SERIES HD ²	16	YORK 60" STEP	31		
INDUSTRIA 300 × 300 300 SERIES HD ²	17	CONCRETE OVERLAY SYSTEM	31		
INDUSTRIA TRIANGLE 300 SERIES HD ²	17	BLU 45 MM CONCRETE OVERLAY SYSTEM SLATE	31		
INDUSTRIA TACTILE 300 SERIES HD ²	17				
INDUSTRIA 450 × 100 450 SERIES HD ² — <i>ON ORDER</i>	18				

SLABS	SPECS - IMPERIAL	SPECS - METRIC	AVAILABLE COLORS & PRODUCT CODES	\$ / UNIT OF MEASURE
-------	------------------	----------------	----------------------------------	----------------------

ABERDEEN 20 x 10 | 20 x 20 SLAB KLEAN-BLOC



PALLETIZED UPRIGHT

A. 2 1/4 x 20 x 10
B. 2 1/4 x 20 x 20

70.83 ft²/pal
20 x 10: 17 units of 1.39 ft²
20 x 20: 17 units of 2.78 ft²
42.5 lin. ft/row
1789 lbs

17 units of each

A. 57 x 508 x 254
B. 57 x 508 x 508

6.58 m²/pal
20 x 10: 17 units of 0.13 m²
20 x 20: 17 units of 0.26 m²
12.95 lin. m/row
811 kg

17 units of each

006201 Rock Garden Brown **KLEAN-BLOC**
006202 Azzurro **KLEAN-BLOC**

Stonedge
*** COLLECTION

18.76/\$F
18.76/\$F

ABERDEEN 30 x 10 SLAB KLEAN-BLOC



PALLETIZED UPRIGHT

2 1/4 x 30 x 10

70.83 ft²/pal
34 units of 2.08 ft²
85 lin. ft/row (depth)
28.3 lin. ft/row (length)
1793 lbs

34 units

57 x 762 x 254

6.58 m²/pal
34 units of 0.19 m²
25.9 lin. m/row (depth)
8.64 lin. m/row (length)
813 kg

34 units

006203 Rock Garden Brown **KLEAN-BLOC**
006204 Azzurro **KLEAN-BLOC**

Stonedge
*** COLLECTION

18.76/\$F
18.76/\$F

ABERDEEN 30 x 20 SLAB KLEAN-BLOC



PALLETIZED UPRIGHT

2 1/4 x 30 x 20

70.83 ft²/pal
17 units of 4.17 ft²
42.5 lin. ft/row (depth)
28.3 lin. ft/row (length)
1796 lbs

17 units

57 x 762 x 508

6.58 m²/pal
17 units of 0.39 m²
12.95 lin. m/row (depth)
8.63 lin. m/row (length)
815 kg

17 units

006205 Rock Garden Brown **KLEAN-BLOC**
006206 Azzurro **KLEAN-BLOC**

Stonedge
*** COLLECTION

18.76/\$F
18.76/\$F

ABERDEEN 30 x 30 SLAB KLEAN-BLOC



PALLETIZED UPRIGHT

2 1/4 x 30 x 30

106.25 ft²/pal
17 units of 6.25 ft²
42.5 lin. ft/row
2610 lbs

17 units

57 x 762 x 762

9.87 m²/pal
17 units of 0.58 m²
12.95 lin. m/row
1184 kg


17 units

006207 Rock Garden Brown **KLEAN-BLOC**
006208 Azzurro **KLEAN-BLOC**

Stonedge
*** COLLECTION

21.75/\$F
21.75/\$F

BLU 60 MM SLAB SLATE



PALLETIZED UPRIGHT

A. 2 3/8 x 13 x 6 1/2 44 units
B. 2 3/8 x 13 x 13 44 units
C. 2 3/8 x 13 x 19 1/2 22 units

116.82 ft²/pal
11 rows of 10.62 ft²
9.81 lin. ft/row
3268 lbs

A. 60 x 330 x 165 44 units
B. 60 x 330 x 330 44 units
C. 60 x 330 x 495 22 units

10.96 m²/pal
11 rows of 0.99 m²
3.02 lin. m/row
1482 kg


SLATE

000500 Sandlewood 7.35/\$F
000501 Shale Grey 7.35/\$F
000503 Champlain Grey 7.35/\$F
000505 Chestnut Brown 7.35/\$F

SLABS

SLABS	SPECS – IMPERIAL	SPECS – METRIC	AVAILABLE COLORS & PRODUCT CODES	\$ / UNIT OF MEASURE
-------	------------------	----------------	----------------------------------	----------------------

BLU 60 MM SLAB SMOOTH / HD²




Option	Dimensions	Units	Area	Area	Area
A	2 3/8 x 13 x 6 1/2	44 units	116.82 ft ² /pal	10.96 m ² /pal	10.96 m ²
B	2 3/8 x 13 x 13	44 units	11 rows of 10.62 ft ²	11 rows of 0.99 m ²	11 rows of 0.99 m ²
C	2 3/8 x 13 x 19 1/2	22 units	9.81 lin. ft/row	3.02 lin. m/row	3.02 lin. m/row
			3295 lbs	1495 kg	1495 kg

Product Code	Color	Price
000519	Shale Grey	7.35/SF
000520	Chestnut Brown	7.35/SF
002324	Champlain Grey	7.35/SF
007606	Onyx Black	8.78/SF
007607	Greyed Nickel	8.78/SF
007838	Beige Cream	8.78/SF

Product Code	Color	Price
005498	Shale Grey HD ²	9.59/SF
005499	Chestnut Brown HD ²	9.59/SF
005500	Champlain Grey HD ²	9.59/SF
005501	Onyx Black HD ²	11.37/SF
008971	Greyed Nickel HD ²	11.37/SF
006982	Beige Cream HD ²	11.37/SF
006983	Caffè Crema HD ²	11.37/SF

BLU 60 MM SLAB POLISHED — ON ORDER*



Option	Dimensions	Units	Area	Area	Area
A	2 3/16 x 13 x 6 1/2	44 units	116.82 ft ²	10.96 m ²	10.96 m ²
B	2 3/16 x 13 x 13	44 units	11 rows of 10.62 ft ²	11 rows of 0.99 m ²	11 rows of 0.99 m ²
C	2 3/16 x 13 x 19 1/2	22 units	9.81 lin. ft/row	3.02 lin. m/row	3.02 lin. m/row
			3125 lbs	1417 kg	1417 kg

Product Code	Color	Price
000516	Shale Grey	12.59/SF
000517	Chestnut Brown	12.59/SF
007738	Onyx Black	14.13/SF
007737	Greyed Nickel	14.13/SF
007839	Beige Cream	14.13/SF

*Minimum Sales QTY 500 SF

BLU 60 MM (6" x 13") SLAB SLATE



Option	Dimensions	Units	Area	Area	Area
A	2 3/8 x 13 x 6 1/2	198 units	116.05 ft ² /pal	10.78 m ² /pal	10.78 m ²
B	2 3/8 x 13 x 13	198 units	11 rows of 10.55 ft ²	11 rows of 0.98 m ²	11 rows of 0.98 m ²
C	2 3/8 x 13 x 19 1/2	99 units	19.5 lin. ft/row (depth)	5.94 lin. m/row (depth)	5.94 lin. m/row (depth)
			9.75 lin. ft/row (length)	2.97 lin. m/row (length)	2.97 lin. m/row (length)
			3183 lbs	1444 kg	1444 kg
			198 units	198 units	198 units

Product Code	Color	Price
002057	Shale Grey	7.35/SF
002059	Champlain Grey	7.35/SF
002061	Chestnut Brown	7.35/SF
005649	Chocolate Brown	8.78/SF
005648	Onyx Black	8.78/SF

BLU 60 MM (6" x 13") SLAB SMOOTH / HD²




Option	Dimensions	Units	Area	Area	Area
A	2 3/8 x 13 x 6 1/2	198 units	116.05 ft ² /pal	10.78 m ² /pal	10.78 m ²
B	2 3/8 x 13 x 13	198 units	11 rows of 10.55 ft ²	11 rows of 0.98 m ²	11 rows of 0.98 m ²
C	2 3/8 x 13 x 19 1/2	99 units	19.5 lin. ft/row (depth)	5.94 lin. m/row (depth)	5.94 lin. m/row (depth)
			9.75 lin. ft/row (length)	2.97 lin. m/row (length)	2.97 lin. m/row (length)
			3147 lbs	1427 kg	1427 kg
			198 units	198 units	198 units

Product Code	Color	Price
007110	Shale Grey	7.35/SF
007113	Chestnut Brown	7.35/SF
007111	Champlain Grey	7.35/SF
005664	Onyx Black	8.78/SF
007612	Greyed Nickel	8.78/SF
007814	Beige Cream	8.78/SF
005665	Chocolate Brown	8.78/SF

Product Code	Color	Price
005507	Shale Grey HD ²	9.59/SF
005517	Chestnut Brown HD ²	9.59/SF
005516	Champlain Grey HD ²	9.59/SF
005518	Onyx Black HD ²	11.37/SF
008972	Greyed Nickel HD ²	11.37/SF
006984	Beige Cream HD ²	11.37/SF
006985	Caffè Crema HD ²	11.37/SF

SLABS	SPECS – IMPERIAL	SPECS – METRIC	AVAILABLE COLORS & PRODUCT CODES	\$ / UNIT OF MEASURE
-------	------------------	----------------	----------------------------------	----------------------

BLU GRANDE SLAB SLATE



2 3/8 x 19 1/2 x 32 1/2	60 x 495 x 825
87.91 ft ² /pal	8.17 m ² /pal
10 rows of 8.79 ft ²	10 rows of 0.82 m ²
3.25 lin. ft/row (depth)	0.99 lin. m/row (depth)
5.41 lin. ft/row (length)	1.65 lin. m/row (length)
2434 lbs	1104 kg
20 units	20 units

SLATE		
006170	Sandlewood	9.05/SF
006171	Shale Grey	9.05/SF
006172	Champlain Grey	9.05/SF
006173	Chestnut Brown	9.05/SF

BLU GRANDE SLAB SMOOTH / HD²



2 3/8 x 19 1/2 x 32 1/2	60 x 495 x 825
87.91 ft ² /pal	8.17 m ² /pal
10 rows of 8.79 ft ²	10 rows of 0.82 m ²
3.25 lin. ft/row (depth)	0.99 lin. m/row (depth)
5.41 lin. ft/row (length)	1.65 lin. m/row (length)
2434 lbs	1104 kg
20 units	20 units
96.71 ft ² /pal	8.98 m ² /pal
11 rows of 8.79 ft ²	11 rows of 0.82 m ²
2689 lbs	1220kg
22 units	22 units

SMOOTH		
006164	Shale Grey	9.05/SF
006165	Chestnut Brown	9.05/SF
006167	Champlain Grey	9.05/SF
006168	Onyx Black	10.36/SF
006166	Greyed Nickel	10.36/SF
006169	Beige Cream	10.36/SF

HD ² SMOOTH		
005524	Shale Grey HD ²	12.04/SF
005525	Chestnut Brown HD ²	12.04/SF
005526	Champlain Grey HD ²	12.04/SF
008973	Greyed Nickel HD ²	13.31/SF
005654	Beige Cream HD ²	13.31/SF
006949	Caffè Crema HD ²	13.31/SF

BLU GRANDE SLAB POLISHED — ON ORDER*



2 3/16 x 19 1/2 x 32 1/2	56 x 495 x 825
87.91 ft ² /pal	8.17 m ²
10 rows of 8.79 ft ²	10 rows of 0.82 m ²
3.25 lin. ft/row (depth)	0.99 lin. m/row (depth)
5.41 lin. ft/row (length)	1.65 lin. m/row (length)
2434 lbs	1104 kg
20 units	20 units

006174	Shale Grey	14.63/SF
006175	Chestnut Brown	14.63/SF
006176	Greyed Nickel	15.92/SF
006178	Onyx Black	15.92/SF
006179	Beige Cream	15.92/SF

*Minimum Sales QTY 500 SF

BOREALIS 30 x 5 SLAB KLEAN-BLOC









2 1/4 x 5 x 30	57 x 127 x 762
68 units/pal	68 units/pal
70.83 ft ² /pal	6.58 m ² /pal
17.71 ft ² /row	1.65 m ² /row
1.04 ft ² /unit	0.10 m ² /unit
7.08 lin. ft/row (depth)	2.16 lin. m/row (depth)
42.5 lin. ft/row (length)	12.96 lin. m/row (length)
1784 lbs	809 kg
4 rows	4 rows

006242	Smoked Pine KLEAN-BLOC	22.69/PCS
006241	Hazelnut Brandy KLEAN-BLOC	22.69/PCS
006209	Riviera KLEAN-BLOC	22.69/PCS


Stonedge
*** COLLECTION

SLABS

SLABS	SPECS - IMPERIAL	SPECS - METRIC	AVAILABLE COLORS & PRODUCT CODES	\$ / UNIT OF MEASURE
BOREALIS 30 x 10 SLAB KLEAN-BLOC Stonedge *** COLLECTION				
	2 1/4 x 10 x 30	57 x 254 x 762	006245 Smoked Pine KLEAN-BLOC	42.36/PCS
	34 units/pal	34 units/pal	006244 Hazelnut Brandy KLEAN-BLOC	42.36/PCS
	70.83 ft ² /pal	6.58 m ² /pal	006243 Riviera KLEAN-BLOC	42.36/PCS
	35.42 ft ² /row	3.29 m ² /row		
	2.08 ft ² /unit	0.19 m ² /unit		
	14.2 lin. ft/row (depth)	4.33 lin. m/row (depth)		
	42.5 lin. ft/row (length)	12.95 lin. m/row (length)		
1881 lbs	853 kg			
2 rows	2 rows			
BOREALIS STEPPING STONES Stonedge *** COLLECTION				
	2 1/4 x 24 x 24	57 x 610 x 610	004403 Hazelnut Brandy	66.08/PCS
	64 ft ² /pal	5.95 m ² /pal		
	4 ft ² /unit	0.37 m ² /unit		
	79 lbs/unit	35 kg/unit		
	1257 lbs	570 kg		
	8 rows of 2 units	8 rows of 2 units		
EVEREST 250 x 250 SLAB HD²				
	2 3/8 x 9 13/16 x 9 13/16	60 x 250 x 250	006699 Shale Grey HD²	16.84/SF
	88.80 ft ² /pal	8.25 m ² /pal	006700 Chestnut Brown HD²	16.84/SF
	8.07 ft ² /row	0.75 m ² /row	006702 Merlot HD²	16.84/SF
	2547 lbs	1155 kg	006701 Greyed Nickel HD²	17.64/SF
	11 rows of 12 units	11 rows of 12 units		
EVEREST 250 x 500 SLAB HD²				
	2 3/8 x 9 13/16 x 19 11/16	60 x 250 x 500	006703 Shale Grey HD²	16.84/SF
	88.80 ft ² /pal	8.25 m ² /pal	006704 Chestnut Brown HD²	16.84/SF
	8.07 ft ² /row	0.75 m ² /row	006706 Merlot HD²	16.84/SF
	2547 lbs	1155 kg	006705 Greyed Nickel HD²	17.64/SF
	11 rows of 6 units	11 rows of 6 units		
EVEREST 500 x 500 SLAB HD²				
	2 3/8 x 19 11/16 x 19 11/16	60 x 500 x 500	006707 Shale Grey HD²	20.55/SF
	118.40 ft ² /pal	11 m ² /pal	006708 Chestnut Brown HD²	20.55/SF
	10.76 ft ² /row	1 m ² /row	006710 Merlot HD²	20.55/SF
	3383 lbs	1535 kg	006709 Greyed Nickel HD²	21.37/SF
	11 rows of 4 units	11 rows of 4 units		
HEXA 60 mm SLAB HD²				
	2 3/8 x 9 x 15 3/16	60 x 228 x 385	006740 Shale Grey HD²	11.62/SF
	96.55 ft ² /pal	8.97 m ² /pal	006742 Chestnut Brown HD²	11.62/SF
	8.78 ft ² /row	0.82 m ² /row	006743 Greyed Nickel HD²	12.17/SF
	2824 lbs	1281 kg	006744 Beige Cream HD²	12.17/SF
	11 rows of 12 units	11 rows of 12 units	006741 Onyx Black HD²	12.17/SF

SLABS	SPECS – IMPERIAL	SPECS – METRIC	AVAILABLE COLORS & PRODUCT CODES	\$ / UNIT OF MEASURE
-------	------------------	----------------	----------------------------------	----------------------

INCA SLAB HD²



A. 2 x 15 x 7 1/2
B. 2 x 15 x 15
C. 2 x 15 x 22 1/2

66.50 ft²/pal
 52.5 lin. ft/row
 1 640 lbs

1 row of 14 units of each

A. 51 x 381 x 191
B. 51 x 381 x 381
C. 51 x 381 x 572

6.18 m²/pal
 16 lin. m/row
 744 kg

1 row of 14 units of each


005347 Victoria **HD²**
 005322 Riviera **HD²**

Stonedge
 *** COLLECTION

14.29/SF
 14.29/SF

PALLETIZED UPRIGHT

INDUSTRIA 600 x 600 x 60 SLAB 600 SERIES HD²



2 3/8 x 23 5/8 x 23 5/8

85.25 ft²/pal
 11 rows of 7.75 ft²
 3.94 lin. ft/row
 2 432 lbs
 22 units

60 x 600 x 600

7.92 m²/pal
 11 rows of 0.72 m²
 1.20 lin. m/row
 1 103kg
 22 units

SMOOTH — IN STOCK

006877 Shale Grey **HD²** 11.75/SF
 006874 Chestnut Brown **HD²** 11.75/SF
 006876 Onyx Black **HD²** 12.69/SF
 006873 Beige Cream **HD²** 12.69/SF
 006875 Greyed Nickel **HD²** 12.69/SF
 008995 Caffè Crema **HD²** 12.69/SF
 008994 Silver Granite **HD²** 13.37/SF

SMOOTH — ON ORDER*

008993 Salt & Pepper **HD²** 12.69/SF

GRANITEX — ON ORDER*

006882 Shale Grey **HD²** 16.04/SF
 006879 Chestnut Brown **HD²** 16.04/SF
 006881 Onyx Black **HD²** 16.99/SF
 006878 Beige Cream **HD²** 16.99/SF
 006880 Greyed Nickel **HD²** 16.99/SF
 008309 Salt & Pepper **HD²** 16.99/SF

POLISHED — ON ORDER*


006887 Shale Grey **HD²** 16.97/SF
 006884 Chestnut Brown **HD²** 16.97/SF
 006886 Onyx Black **HD²** 17.92/SF
 006883 Beige Cream **HD²** 17.92/SF
 006885 Greyed Nickel **HD²** 17.92/SF

*Minimum Sales QTY 2,000 SF

*Minimum Sales QTY 500 SF, except Salt & Pepper with a 2,000 SF min

*Minimum Sales QTY 500 SF

INDUSTRIA FLORA SLAB HD²



2 3/8 x 23 5/8 x 23 5/8

85.25 ft²/pal
 11 rows of 7.75 ft²
 3.94 lin. ft/row
 2 432 lbs
 22 units

60 x 600 x 600

7.92 m²/pal
 11 rows of 0.72 m²
 1.20 lin. m/row
 1 103kg
 22 units

006783 Dahlia - Greyed Nickel 18.91/SF
 006798 Jasmine - Greyed Nickel 18.91/SF
 006793 Daphodile - Greyed Nickel 18.91/SF
 006803 Lily - Greyed Nickel 18.91/SF
 006788 Daisy - Greyed Nickel 18.91/SF
 006808 Rosemary - Greyed Nickel 18.91/SF

006776 Dahlia - Beige Cream 18.91/SF
 006797 Jasmine - Beige Cream 18.91/SF
 006792 Daphodile - Beige Cream 18.91/SF
 006802 Lily - Beige Cream 18.91/SF
 006787 Daisy - Beige Cream 18.91/SF
 006807 Rosemary - Beige Cream 18.91/SF

SLABS

SLABS	SPECS – IMPERIAL	SPECS – METRIC	AVAILABLE COLORS & PRODUCT CODES	\$ / UNIT OF MEASURE
-------	------------------	----------------	----------------------------------	----------------------

MAYA SLAB



A-F	2 ¼ × 23 × 31 17 units/pal 4.95 ft ² /unit 89 lbs/unit 1695 lbs	57 × 584 × 788 17 units/pal 0.46 m ² /unit 41 kg/unit 769 kg	000571 Victoria 000572 Riviera	Stonedge *** COLLECTION 57.49/PCS 57.49/PCS
PALLETIZED UPRIGHT	1 row of 17 units	1 row of 17 units		
EACH PALLET CONTAINS A VARIATIONS OF UP TO SIX DIFFERENT SHAPES.				

OCEAN GRANDE SLAB HD²




2 ¾ × 19 ½ × 32 ½	60 × 495 × 825	004493 Greyed Nickel HD ²	16.39/SF
96.71 ft ² /pal	8.98 m ² /pal	004417 Beige Cream HD ²	16.39/SF
11 rows of 8.79 ft ²	11 rows of 0.82 m ²		
5.41 lin. ft/row (length)	1.65 lin. m/row (length)		
3.25 lin. ft/row (depth)	0.99 lin. m/row (depth)		
2830 lbs	1284 kg		
11 rows of 2 units	11 rows of 2 units		

PARA 500 × 250 SLAB HD²




2 ¾ × 19 11/16 × 9 13/16	60 × 500 × 250	004347 Greyed Nickel HD ²	11.49/SF
118.40 ft ² /pal	11.00 m ² /pal	004348 Beige Cream HD ²	11.49/SF
11 rows of 10.76 ft ²	11 rows of 1 m ²	004343 Onyx Black HD ²	11.49/SF
6.56 lin. ft/row (length)	2 lin. m/row (length)	008204 Caffè Crema HD ²	11.49/SF
13.12 lin. ft/row (depth)	4 lin. m/row (depth)	008207 Silver Grantie HD ²	12.17/SF
3422 lbs	1552 kg		
11 rows of 8 units	11 rows of 8 units		

PARA 500 × 500 SLAB HD²



2 ¾ × 19 11/16 × 19 11/16	60 × 500 × 500	004350 Greyed Nickel HD ²	11.49/SF
118.40 ft ² /pal	11.00 m ² /pal	004351 Beige Cream HD ²	11.49/SF
11 rows of 10.76 ft ²	11 rows of 1 m ²	004349 Onyx Black HD ²	11.49/SF
6.56 lin. ft/row	2 lin. m/row	008205 Caffè Crema HD ²	11.49/SF
3403 lbs	1544 kg	008208 Silver Grantie HD ²	12.17/SF
11 rows of 4 units	11 rows of 4 units		

PARA 500 × 750 SLAB HD²



2 ¾ × 19 11/16 × 29 ½	60 × 500 × 750	004353 Greyed Nickel HD ²	12.63/SF
88.80 ft ² /pal	8.25 m ² /pal	004354 Beige Cream HD ²	12.63/SF
11 rows of 8.07 ft ²	11 rows of 0.75 m ²	004352 Onyx Black HD ²	12.63/SF
4.92 lin. ft/row (length)	1.5 lin. m/row (length)	008206 Caffè Crema HD ²	12.63/SF
3.28 lin. ft/row (depth)	1 lin. m/row (depth)	008209 Silver Grantie HD ²	13.29/SF
2537 lbs	1151 kg		
11 rows of 2 units	11 rows of 2 units		

SANDSTONE SLAB NATURAL STONE



A. 23 5/8 × 11 5/8 × 7/8	A. 600 × 295 × 22	006936 Grey HD ²	26.51/SF
B. 23 5/8 × 23 5/8 × 7/8	B. 600 × 600 × 22	006935 Beige HD ²	22.95/SF
C. 23 5/8 × 35 5/8 × 7/8	C. 600 × 905 × 22		
120.16 ft ² /pal	11.16 m ² /pal		
1 rows of 120.16 ft ²	1 rows of 120.16 ft ²		
1433 lbs	650 kg		




SLABS	SPECS – IMPERIAL	SPECS – METRIC	AVAILABLE COLORS & PRODUCT CODES	\$ / UNIT OF MEASURE
-------	------------------	----------------	----------------------------------	----------------------

TRAVERTINA RAW 20 x 20 | 20 x 10

SLAB

KLEAN-BLOC

Stonedge
*** COLLECTION



PALLETIZED UPRIGHT

A. 2 ¼ x 20 x 10

B. 2 ¼ x 20 x 20

70.83 ft²/pal

1 row of 42.5 lin. ft

1812 lbs

17 units of A

20 x 10: 1.39 ft²/unit

17 units of B

20 x 20: 2.78 ft²/unit

A. 57 x 508 x 254

B. 57 x 508 x 508

6.58 m²/pal

1 row of 12.95 lin. ft

822 kg

17 units of A

20 x 10: 0.13 m²/unit

17 units of B

20 x 20: 0.26 m²/unit

006189 Riviera **KLEAN-BLOC**

006190 Rock Garden Brown **KLEAN-BLOC**

006191 Ivory **KLEAN-BLOC**

21.41/\$F

21.41/\$F

21.41/\$F

TRAVERTINA RAW 20 x 30

SLAB

KLEAN-BLOC

Stonedge
*** COLLECTION



PALLETIZED UPRIGHT

2 ¼ x 20 x 30

70.83 ft²/pal

4.17 ft²/unit

28.3 lin. ft/row (depth)

42.5 lin. ft/row (length)

1822 lbs

17 units

57 x 508 x 762

6.58 m²/pal

0.39 m²/unit

8.64 lin. m/row (depth)

12.95 lin. m/row (length)

826 kg

17 units

006192 Riviera **KLEAN-BLOC**

006193 Rock Garden Brown **KLEAN-BLOC**

006194 Ivory **KLEAN-BLOC**

21.41/\$F

21.41/\$F


21.41/\$F

TRAVERTINA RAW 30 x 30

SLAB

KLEAN-BLOC

Stonedge
*** COLLECTION



PALLETIZED UPRIGHT

2 ¼ x 30 x 30

106.25 ft²/pal

6.25 ft²/unit

42.5 lin. ft/row

2667 lbs

17 units

57 x 762 x 762

9.87 m²/pal

0.58 m²/unit

12.95 lin. m/row

1210 kg

17 units

006186 Riviera **KLEAN-BLOC**

006187 Rock Garden Brown **KLEAN-BLOC**

006188 Ivory **KLEAN-BLOC**

24.21/\$F


24.21/\$F

24.21/\$F

PAVERS

PAVERS	SPECS - IMPERIAL	SPECS - METRIC	AVAILABLE COLORS & PRODUCT CODES	\$ / UNIT OF MEASURE
--------	------------------	----------------	----------------------------------	----------------------

ANTIKA PAVER SMOOTH



Thickness: 2 3/8"
 87 ft²/pal
 9 rows of 9.67 ft²
 2.183 lbst

Thickness: 60 mm
 8.10 m²/pal
 9 rows of 0.90 m²
 990 kg

005645 Sandlewood 10.25/SF
 005646 Shale Grey 10.25/SF
 005647 Chestnut Brown 10.25/SF
 005656 Onyx Black 11.16/SF
 005657 Chocolate Brown 11.16/SF

AQUASTORM PAVER PERMEABLE




3 15/16 x 10 1/16 x 20 1/16
 78.39 ft²/pal
 7 rows of 11.20 ft²
 2.445 lbs
 7 rows of 8 units

100 x 255 x 510
 7.28 m²/pal
 11 rows of 1 m²
 1.018 kg
 7 rows of 8 units

005541 Grey 10.57/SF

BLU 80 MM PAVER SLATE



A. 3 1/8 x 13 x 6 1/2 32 units
B. 3 1/8 x 13 x 13 32 units
C. 3 1/8 x 13 x 19 1/2 16 units


84.96 ft²/pal
 8 rows of 10.62 ft²
 9.75 lin. ft/row
 3.246 lbs

A. 80 x 330 x 165 32 units
B. 80 x 330 x 330 32 units
C. 80 x 330 x 495 16 units

7.90 m²/pal
 8 rows of 0.99 m²
 2.97 lin. m/row
 1.472 kg

SLATE
 000001 Sandlewood 11.24/SF
 000002 Shale Grey 11.24/SF
 000004 Champlain Grey 11.24/SF
 000006 Chestnut Brown 11.24/SF

BLU 80 MM PAVER SMOOTH / HD²



A. 3 1/8 x 13 x 6 1/2 32 units
B. 3 1/8 x 13 x 13 32 units
C. 3 1/8 x 13 x 19 1/2 16 units

84.96 ft²/pal
 8 rows of 10.62 ft²
 9.75 lin. ft/row
 3.280 lbs


A. 80 x 330 x 165 32 units
B. 80 x 330 x 330 32 units
C. 80 x 330 x 495 16 units

7.90 m²/pal
 8 rows of 0.99 m²
 2.97 lin. m/row
 1.488 kg

SMOOTH
 000020 Shale Grey 11.24/SF
 000021 Chestnut Brown 11.24/SF
 007109 Champlain Grey 11.24/SF
 007604 Onyx Black 12.84/SF
 007605 Greyed Nickel 12.84/SF
 007830 Beige Cream 12.84/SF

HD² SMOOTH
 005533 Shale Grey HD² 13.69/SF
 005534 Chestnut Brown HD² 13.69/SF
 005535 Champlain Grey HD² 13.69/SF
 005536 Onyx Black HD² 14.95/SF
 008974 Greyed Nickel HD² 14.95/SF

BLU 80 MM PAVER POLISHED — ON ORDER*



A. 3 x 13 x 6 1/2 32 units
B. 3 x 13 x 13 32 units
C. 3 x 13 x 19 1/2 6 units

84.96 ft²
 8 rows of 10.62 ft²
 9.75 lin. ft/row
 3.042 lbs

A. 76 x 330 x 165 32 units
B. 76 x 330 x 330 32 units
C. 76 x 330 x 495 16 units

7.90 m²
 8 rows of 0.99 m²
 2.97 lin. m/row
 1.380 kg

000017 Shale Grey 16.48/SF
 000018 Chestnut Brown 16.48/SF
 007740 Onyx Black 18.08/SF
 007739 Greyed Nickel 18.08/SF
 007831 Beige Cream 18.08/SF

*Minimum Sales QTY 500 SF

PAVERS

SPECS - IMPERIAL

SPECS - METRIC

AVAILABLE COLORS
& PRODUCT CODES

\$/ UNIT OF
MEASURE

BLU 80 MM (6"x13") PAVER **SLATE**



3 1/8 x 13 x 6 1/2

84.40 ft²/pal

8 rows of 10.55 ft²

19.49 lin. ft/row (depth)

9.74 lin. ft/row (length)

3133 lbs

144 units

80 x 330 x 165

7.84 m²/pal

8 rows of 0.98 m²

5.94 lin. m/row (depth)

2.97 lin. m/row (length)

1421 kg

144 units

SLATE

007816	Shale Grey	11.24/\$F
007818	Champlain Grey	11.24/\$F
007820	Chestnut Brown	11.24/\$F
007821	Onyx Black	12.84/\$F
007822	Chocolate Brown	12.84/\$F

BLU 80 MM (6"x13") PAVER **SMOOTH/HD²**



3 1/8 x 13 x 6 1/2

84.40 ft²/pal

8 rows of 10.55 ft²

19.49 lin. ft/row (depth)

9.74 lin. ft/row (length)

3133 lbs

144 units

80 x 330 x 165

7.84 m²/pal

8 rows of 0.98 m²

5.94 lin. m/row (depth)

2.97 lin. m/row (length)

1421 kg

144 units


SMOOTH

007823	Shale Grey	11.24/\$F
007826	Chestnut Brown	11.24/\$F
007824	Champlain Grey	11.24/\$F
007825	Onyx Black	12.84/\$F
007828	Greyed Nickel	12.84/\$F
007829	Beige Cream	12.84/\$F
007827	Chocolate Brown	12.84/\$F

HD² SMOOTH

005537	Shale Grey HD²	13.69/\$F
005538	Chestnut Brown HD²	13.69/\$F
005539	Champlain Grey HD²	13.69/\$F
005540	Onyx Black HD²	14.95/\$F
008975	Greyed Nickel HD²	14.95/\$F

EVA PAVER **SLATE/SMOOTH**



A. 2 3/8 x 8 3/4 x 4 3/8 132 units

B. 2 3/8 x 8 3/4 x 8 3/4 99 units

C. 2 3/8 x 8 3/4 x 13 3/16 55 units

132.48 ft²/pal

11 rows of 12.04 ft²

16.46 lin. ft/row

3569 lbs

A. 60 x 223 x 112 132 units

B. 60 x 223 x 223 99 units

C. 60 x 223 x 335 55 units

12.31 m²/pal

11 rows of 1.12 m²

5.02 lin. m/row

1619kg


SLATE

007833	Sandlewood	6.02/\$F
007835	Champlain Grey	6.02/\$F
007837	Chestnut Brown	6.02/\$F
008160	Shale Grey	6.02/\$F

SMOOTH

006911	Champlain Grey	6.02/\$F
006912	Chestnut Brown	6.02/\$F
006910	Shale Grey	6.02/\$F
006913	Onyx Black	6.97/\$F

LINEA SMALL RECTANGLES PAVER



A. 3 15/16 x 3 15/16 x 8 7/8

B. 3 15/16 x 3 15/16 x 12 13/16

C. 3 15/16 x 3 15/16 x 16 3/4

80.81 ft²/pal

7 rows of 11.54 ft²

35.25 lin. ft/row

3730 lbs

77 units of each

A. 100 x 100 x 225

B. 100 x 100 x 325

C. 100 x 100 x 425

7.51 m²/pal

7 rows of 1.07 m²

10.74 lin. m/row

1692 kg




77 units of each

002472	Shale Grey	10.46/\$F
002473	Champlain Grey	10.46/\$F
002474	Chestnut Brown	10.46/\$F
005215	Onyx Black	11.59/\$F

PAVERS


PAVERS	SPECS - IMPERIAL	SPECS - METRIC	AVAILABLE COLORS & PRODUCT CODES	\$ / UNIT OF MEASURE
--------	------------------	----------------	----------------------------------	----------------------

LINEA LARGE RECTANGLES PAVER

A 	A. 3 15/16 x 5 7/8 x 8 7/8	A. 100 x 150 x 225	007001 Shale Grey	10.46/SF
B 	B. 3 15/16 x 5 7/8 x 12 13/16	B. 100 x 150 x 325	007002 Champlain Grey	10.46/SF
C 	C. 3 15/16 x 5 7/8 x 16 3/4	C. 100 x 150 x 425	007003 Chestnut Brown	10.46/SF
	77.14 ft ² /pal	7.17 m ² /pal	005660 Onyx Black	11.59/SF
	7 rows of 11.02 ft ²	7 rows of 1.02 m ²		
	22.40 lin. ft/row	6.83 lin. m/row		
	3631 lbs	1647 kg		
	49 units of each	49 units of each		




MIKA PAVER KLEAN-BLOC

Stonedge
*** COLLECTION

	2 3/4 x 4 7/16 x 11	70 x 112 x 279	006246 Rock Garden Brown KLEAN-BLOC	21.33/SF
	107.63 ft ² /pal	10 m ² /pal	006247 Onyx Black KLEAN-BLOC	21.33/SF
	10 rows of 10.76 ft ²	10 rows of 1 m ²		
	3 012 lbs	1 366 kg		
	320 units	320 units		




MISTA RANDOM PAVER PERMEABLE




A 	A. 2 9/16 x 7 7/8 x 3 15/16 80 units	A. 65 x 200 x 100 80 units	000069 Sandlewood	9.96/SF
B 	B. 2 9/16 x 7 7/8 x 7 7/8 100 units	B. 65 x 200 x 200 100 units	000070 Shale Grey	9.96/SF
C 	C. 2 9/16 x 7 7/8 x 11 13/16 90 units	C. 65 x 200 x 300 90 units	000072 Champlain Grey	9.96/SF
	116.20 ft ² /pal	10.80 m ² /pal	000074 Chestnut Brown	9.96/SF
	10 rows of 11.62 ft ²	10 rows of 1.08 m ²		
	17.71 lin. ft/row	5.40 lin. m/row		
	3356 lbs	1522 kg		

PURE PAVER PERMEABLE




A 	A. 3 1/8 x 9 x 9	A. 80 x 229 x 229	007792 Sandlewood	11.94/SF
B 	B. 3 1/8 x 9 x 12	B. 80 x 229 x 305	007793 Shale Grey	11.94/SF
C 	C. 3 1/8 x 9 x 15	C. 80 x 229 x 381	007794 Chestnut Brown	11.94/SF
	90 ft ² /pal	8.36 m ² /pal	007795 Champlain Grey	11.94/SF
	8 rows of 11.25 ft ²	8 rows of 1.05 m ²		
	15.00 lin. ft/row	4.57 lin. m/row		
	3 175 lbs	1 440 kg		
	40 units of each	40 units of each		

SLEEK PAVER HD²

	3 1/16 x 15 7/8 x 31 15/16	90 x 404 x 811	004824 Shale Grey HD²	13.98/SF
	84.59 ft ² /pal	7.86 m ² /pal	004826 Champlain Grey HD²	13.98/SF
	8 rows of 10.57 ft ²	8 rows of 0.98 m ²	004825 Chestnut Brown HD²	13.98/SF
	7.98 lin. ft/row (length)	2.43 lin. m/row (length)	004829 Greyed Nickel HD²	14.74/SF
	3.98 lin. ft/row (depth)	1.21 lin. m/row (depth)	004827 Onyx Black HD²	14.74/SF
	3543 lbs	1 607 kg	004828 Beige Cream HD²	14.74/SF
	8 rows of 3 units	8 rows of 3 units	008220 Silver Granite HD²	15.41/SF

SQUADRA PAVER SLATE

	2 3/8 x 3 1/4 x 3 1/4	60 x 83 x 83	005658 Shale Grey	12.89/SF
	73.41 ft ² /pal	6.82 m ² /pal	005662 Chestnut Brown	12.89/SF
	9 rows of 8.16 ft ²	9 rows of 0.76 m ²	005663 Merlot	12.89/SF
	1 892 lbs	858 kg	005659 Onyx Black	13.43/SF
	9 rows of 110 units	9 rows of 110 units		

PAVERS	SPECS – IMPERIAL	SPECS – METRIC	AVAILABLE COLORS & PRODUCT CODES	\$ / UNIT OF MEASURE
--------	------------------	----------------	----------------------------------	----------------------

TRAVERTINA RAW

PAVER **KLEAN-BLOC**

Stonedge
*** COLLECTION



2 3/4 x 4 7/16 x 11
107.63 ft²/pal
10 rows of 10.76 ft²
2 967 lbs
320 units

70 x 112 x 279
10 m²/pal
10 rows of 1 m²
1 346 kg
320 units

006200	Ivory KLEAN-BLOC	21.33/SF
006199	Rock Garden Brown KLEAN-BLOC	21.33/SF
006198	Riviera KLEAN-BLOC	21.33/SF

VALET PAVES



2 3/8 x 6 1/2 x 6 1/2
92.31 ft²/pal
9 rows of 10.26 ft²
18.95 lin. ft/row
2 381 lbs
315 units

60 x 165 x 165
8.58 m²/pal
9 rows of 0.95 m²
5.78 lin. m/row
1 080 kg
315 units

004845	Shale Grey	11.99/SF
004847	Champlain Grey	11.99/SF
004848	Chestnut Brown	11.99/SF
004849	Onyx Black	12.55/SF

VICTORIEN 60 MM

PAVER




2 3/8 x 4 1/4 x 8 1/2
123.70 ft²/pal
11 rows of 11.25 ft²
15.87 lin. ft/row (depth)
31.74 lin. ft/row (length)
4 units/ft²
3 481 lbs
495 units

60 x 108 x 216
11.50 m²/pal
11 rows of 1.05 m²
4.84 lin. m/row (depth)
9.68 lin. m/row (length)
43.10 units/m²
1 579 kg
495 units

000055	Shale Grey	8.36/SF
000060	Onyx Black	8.72/SF
000061	Chocolate Brown	8.72/SF

VILLAGIO PAVES PERMEABLE



A. 2 3/8 x 5 1/8 x 5 1/8 77 units
B. 2 3/8 x 5 1/8 x 6 3/16 77 units
C. 2 3/8 x 5 1/8 x 7 3/16 154 units
D. 2 3/8 x 5 1/8 x 8 1/16 154 units
117 ft²/pal
11 rows of 10.64 ft²
24.94 lin. ft/row
3 029 lbs

A. 60 x 130 x 130 77 units
B. 60 x 130 x 160 77 units
C. 60 x 130 x 185 154 units
D. 60 x 130 x 215 154 units
10.88 m²/pal
11 rows of 0.99 m²
7.61 lin. m/row
1 374 kg

000154	Sandlewood	8.72/SF
000155	Shale Grey	8.72/SF
000157	Champlain Grey	8.72/SF
000160	Chestnut Brown	8.72/SF
005549	Merlot	8.72/SF
005638	Onyx Black	10.21/SF
005639	Chocolate Brown	10.21/SF

WESTMOUNT PAVES HD²



3 1/8 x 2 3/8 x 9 7/16
79.36 ft²/pal
9.92 ft²/row
12.60 lin. ft/row
2 952 lbs
512 units

80 x 60 x 240
7.37 m²/pal
0.92 m²/row
3.84 lin. m/row
1 339 kg
512 units

006678	Shale Grey HD²	12.25/SF
006680	Chestnut Brown HD²	12.25/SF
006681	Merlot HD²	12.25/SF
006679	Onyx Black HD²	12.79/SF

COMMERCIAL PAVERS

COMMERCIAL PAVERS	SPECS - IMPERIAL	SPECS - METRIC	AVAILABLE COLORS & PRODUCT CODES	\$ / UNIT OF MEASURE
-------------------	------------------	----------------	----------------------------------	----------------------

DIAMOND PAVER HD²



3 15/16 x 7 1/8 x 12 5/16	100 x 181 x 313
74.47 ft ² /pal	6.92 m ² /pal
7 rows of 10.64 ft ²	7 rows of 0.99 m ²
20.74 lin. ft/row	6.32 lin. m/row
17.79 lin. ft/row	5.42 lin. m/row
3 469 lbs	1 573 kg
245 units	245 units

STOCK - SMOOTH

009282	Chestnut Brown HD ²	13.09/SF
009283	Shale Grey HD ²	13.09/SF
009279	Greyed Nickel HD ²	14.04/SF
009280	Onyx Black HD ²	14.04/SF
009281	Beige Cream HD ²	14.04/SF

ON ORDER - GRANITEX*

009288	Chestnut Brown HD ²	17.37/SF
009289	Shale Grey HD ²	17.37/SF
009285	Greyed Nickel HD ²	18.32/SF
009286	Onyx Black HD ²	18.32/SF
009287	Beige Cream HD ²	18.32/SF

*Minimum Sales QTY 500 SF

HEXA 100 mm PAVER HD²



3 15/16 x 9 x 15 3/16	100 x 228 x 385
61.44 ft ² /pal	5.71 m ² /pal
8.78 ft ² /row	0.82 m ² /row
2 980 lbs	1 352 kg
7 rows of 12 units	7 rows of 12 units

006735	Shale Grey HD ²	14.93/SF
006737	Chestnut Brown HD ²	14.93/SF
006738	Greyed Nickel HD ²	16.08/SF
006739	Beige Cream HD ²	16.08/SF
006736	Onyx Black HD ²	16.08/SF

HYDRA PAVER PERMEABLE



3 15/16 x 7 7/8 x 11 13/16	100 x 200 x 300
62 ft ² /pal	5.76 m ² /pal
8 rows of 7.75 ft ²	8 rows of 0.72 m ²
11.80 lin. ft/row	3.60 lin. m/row
2 811 lbs	1 275 kg
96 units	96 units

009445	Shale Grey	12.04/SF
009446	Chestnut Brown	12.04/SF
009444	Grey	12.04/SF



INDUSTRIA 150 x 150 150 SERIES HD² - ON ORDER*



3 15/16 x 5 7/8 x 5 7/8	100 x 150 x 150
71.20 ft ² /pal	6.62 m ² /pal
7 rows of 10.17 ft ²	7 rows of 0.95 m ²
20.67 lin. ft/row	6.30 lin. m/row
3 357 lbs	1 523 kg
294 units	294 units

SMOOTH

008365	Shale Grey HD ²	11.89/SF
008359	Chestnut Brown HD ²	11.89/SF
008361	Greyed Nickel HD ²	12.86/SF
008357	Beige Cream HD ²	12.86/SF
008362	Onyx Black HD ²	12.86/SF
008364	Salt & Pepper HD ²	12.86/SF
008229	Silver Granite HD ²	13.49/SF

GRANITEX

008375	Shale Grey HD ²	16.19/SF
008369	Chestnut Brown HD ²	16.19/SF
008371	Greyed Nickel HD ²	17.14/SF
008367	Beige Cream HD ²	17.14/SF
008372	Onyx Black HD ²	17.14/SF
008374	Salt & Pepper HD ²	17.14/SF

3 7/8 x 5 7/8 x 5 7/8	98 x 150 x 150
-----------------------	----------------

POLISHED

008383	Shale Grey HD ²	17.14/SF
008379	Chestnut Brown HD ²	17.14/SF
008380	Greyed Nickel HD ²	18.09/SF
008377	Beige Cream HD ²	18.09/SF
008381	Onyx Black HD ²	18.09/SF

*Minimum Sales QTY 2,000 SF

COMMERCIAL PAVERS

COMMERCIAL PAVERS

SPECS - IMPERIAL

SPECS - METRIC

AVAILABLE COLORS
& PRODUCT CODES

\$ / UNIT OF
MEASURE

INDUSTRIA 200 x 200 200 SERIES HD² - ON ORDER*



3 15/16 x 7 7/8 x 7 7/8	100 x 200 x 200
60.28 ft ² /pal	5.60 m ² /pal
7 rows of 8.61 ft ²	7 rows of 0.80 m ²
13.12 lin. ft/row	4 lin. m/row
2,863 lbs	1,299 kg
140 units	140 units

SMOOTH		
008389	Shale Grey HD ²	11.89/SF
008385	Chestnut Brown HD ²	11.89/SF
008387	Onyx Black HD ²	12.86/SF
008384	Beige Cream HD ²	12.86/SF
008386	Greyed Nickel HD ²	12.86/SF
008231	Salt & Pepper HD ²	12.86/SF
008232	Silver Granite HD ²	13.49/SF

GRANITEX		
008395	Shale Grey HD ²	16.19/SF
008391	Chestnut Brown HD ²	16.19/SF
008393	Onyx Black HD ²	17.14/SF
008390	Beige Cream HD ²	17.14/SF
008392	Greyed Nickel HD ²	17.14/SF
008230	Salt & Pepper HD ²	17.14/SF

3 7/8 x 7 7/8 x 7 7/8	98 x 200 x 200
-----------------------	----------------

POLISHED		
008401	Shale Grey HD ²	17.14/SF
008397	Chestnut Brown HD ²	17.14/SF
008399	Onyx Black HD ²	18.09/SF
008396	Beige Cream HD ²	18.09/SF
008398	Greyed Nickel HD ²	18.09/SF

*Minimum Sales QTY 2,000 SF

INDUSTRIA 200 x 400 200 SERIES HD² - ON ORDER*



3 15/16 x 7 7/8 x 15 3/4	100 x 200 x 400
60.28 ft ² /pal	5.60 m ² /pal
7 rows of 8.61 ft ²	7 rows of 0.80 m ²
6.56 lin. ft/row (depth)	2 lin. m/row (depth)
13.12 lin. ft/row (length)	4 lin. m/row (length)
2,862 lbs	1,298 kg
70 units	70 units

SMOOTH		
008407	Shale Grey HD ²	11.89/SF
008403	Chestnut Brown HD ²	11.89/SF
008405	Onyx Black HD ²	12.86/SF
008402	Beige Cream HD ²	12.86/SF
008404	Greyed Nickel HD ²	12.86/SF
008234	Salt & Pepper HD ²	12.86/SF
008235	Silver Granite HD ²	13.49/SF

GRANITEX		
008413	Shale Grey HD ²	16.19/SF
008409	Chestnut Brown HD ²	16.19/SF
008411	Onyx Black HD ²	17.14/SF
008408	Beige Cream HD ²	17.14/SF
008410	Greyed Nickel HD ²	17.14/SF
008233	Salt & Pepper HD ²	17.14/SF

3 7/8 x 7 7/8 x 15 3/4	98 x 200 x 400
------------------------	----------------


POLISHED		
008419	Shale Grey HD ²	17.14/SF
008415	Chestnut Brown HD ²	17.14/SF
008417	Onyx Black HD ²	18.09/SF
008414	Beige Cream HD ²	18.09/SF
008416	Greyed Nickel HD ²	18.09/SF

*Minimum Sales QTY 2,000 SF

COMMERCIAL PAVERS

COMMERCIAL PAVERS	SPECS - IMPERIAL	SPECS - METRIC	AVAILABLE COLORS & PRODUCT CODES	\$ / UNIT OF MEASURE
-------------------	------------------	----------------	----------------------------------	----------------------

INDUSTRIA 300 x 100 300 SERIES HD²



3 15/16 x 11 13/16 x 3 15/16	100 x 300 x 100
74.59 ft ² /pal	6.93 m ² /pal
7 rows of 10.66 ft ²	7 rows of 0.99 m ²
32.48 lin. ft/row (depth)	9.90 lin. m/row (depth)
10.83 lin. ft/row (length)	3.30 lin. m/row (length)
3412 lbs	1548 kg
231 units	231 units

STOCK - SMOOTH		
006149	Shale Grey HD ²	11.89/SF
006150	Chestnut Brown HD ²	11.89/SF
006153	Onyx Black HD ²	12.86/SF
006152	Beige Cream HD ²	12.86/SF
006151	Greyed Nickel HD ²	12.86/SF

ON ORDER - SMOOTH*		
006523	Salt & Pepper HD ²	12.86/SF
008223	Silver Granite HD ²	13.49/SF

ON ORDER - GRANITEX*		
006159	Shale Grey HD ²	16.19/SF
006160	Chestnut Brown HD ²	16.19/SF
006163	Onyx Black HD ²	17.14/SF
006162	Beige Cream HD ²	17.14/SF
006161	Greyed Nickel HD ²	17.14/SF
006531	Salt & Pepper HD ²	17.14/SF

3 7/8 x 11 13/16 x 3 15/16	98 x 300 x 100	ON ORDER - POLISHED*	
		006154	Shale Grey HD ² 17.14/SF
		006155	Chestnut Brown HD ² 17.14/SF
		006158	Onyx Black HD ² 18.09/SF
		006157	Beige Cream HD ² 18.09/SF
		006156	Greyed Nickel HD ² 18.09/SF

*Minimum Sales QTY 500 SF, except Salt & Pepper and Silver Granite with a 2,000 SF min

INDUSTRIA 300 x 150 300 SERIES HD²



3 15/16 x 11 13/16 x 5 7/8	100 x 300 x 150
71.20 ft ² /pal	6.62 m ² /pal
7 rows of 10.17 ft ²	7 rows of 0.95 m ²
20.67 lin. ft/row (depth)	6.30 lin. m/row (depth)
10.33 lin. ft/row (length)	3.15 lin. m/row (length)
3288 lbs	1491 kg
147 units	147 units

STOCK - SMOOTH		
008446	Shale Grey HD ²	11.89/SF
008440	Chestnut Brown HD ²	11.89/SF
008443	Onyx Black HD ²	12.86/SF
008439	Beige Cream HD ²	12.86/SF
008442	Greyed Nickel HD ²	12.86/SF

ON ORDER - SMOOTH*		
008445	Salt & Pepper HD ²	12.86/SF
008226	Silver Granite HD ²	13.49/SF

ON ORDER - GRANITEX*		
008455	Shale Grey HD ²	16.19/SF
008449	Chestnut Brown HD ²	16.19/SF
008452	Onyx Black HD ²	17.14/SF
008448	Beige Cream HD ²	17.14/SF
008451	Greyed Nickel HD ²	17.14/SF
008454	Salt & Pepper HD ²	17.14/SF

3 7/8 x 11 13/16 x 5 7/8	98 x 300 x 150	ON ORDER - POLISHED*	
		008462	Shale Grey HD ² 17.14/SF
		008458	Chestnut Brown HD ² 17.14/SF
		008460	Onyx Black HD ² 18.09/SF
		008457	Beige Cream HD ² 18.09/SF
		008459	Greyed Nickel HD ² 18.09/SF

*Minimum Sales QTY 500 SF, except Salt & Pepper and Silver Granite with a 2,000 SF min

COMMERCIAL PAVERS

COMMERCIAL PAVERS


SPECS - IMPERIAL

SPECS - METRIC

AVAILABLE COLORS
& PRODUCT CODES

\$ / UNIT OF
MEASURE

INDUSTRIA 300 x 300 300 SERIES HD²



3 15/16 x 11 13/16 x 11 13/16
81.38 ft²/pal
7 rows of 11.63 ft²
11.81 lin. ft/row
3725 lbs
84 units

100 x 300 x 300
7.56 m²/pal
7 rows of 1.08 m²
3.60 lin. m/row
1690 kg
84 units

STOCK - SMOOTH

008468	Shale Grey HD ²	11.89/SF
008464	Chestnut Brown HD ²	11.89/SF
008466	Onyx Black HD ²	12.86/SF
008463	Beige Cream HD ²	12.86/SF
008465	Greyed Nickel HD ²	12.86/SF

ON ORDER - SMOOTH*

008257	Salt & Pepper HD ²	12.86/SF
008258	Silver Granite HD ²	13.49/SF

ON ORDER - GRANITEX*

008475	Shale Grey HD ²	16.19/SF
008471	Chestnut Brown HD ²	16.19/SF
008473	Onyx Black HD ²	17.14/SF
008470	Beige Cream HD ²	17.14/SF
008472	Greyed Nickel HD ²	17.14/SF
008256	Salt & Pepper HD ²	17.14/SF

3 7/8 x 11 13/16 x 11 13/16

98 x 300 x 300

ON ORDER - POLISHED*

008482	Shale Grey HD ²	17.14/SF
008478	Chestnut Brown HD ²	17.14/SF
008480	Onyx Black HD ²	18.09/SF
008477	Beige Cream HD ²	18.09/SF
008479	Greyed Nickel HD ²	18.09/SF

*Minimum Sales QTY 500 SF, except
Salt & Pepper and Silver Granite with a
2,000 SF min

INDUSTRIA TRIANGLE 300 x 300 300 SERIES HD²



3 15/16 x 11 13/16 x 11 13/16
81.38 ft²/pal
7 rows of 11.63 ft²
16.70 lin. ft/row
1903 lbs
168 units

100 x 300 x 300
7.56 m²/pal
7 rows of 1.08 m²
5.09 lin. m/row
863 kg
168 units

STOCK - SMOOTH

006124	Shale Grey HD ²	11.89/SF
006125	Chestnut Brown HD ²	11.89/SF
006126	Onyx Black HD ²	12.86/SF
006128	Beige Cream HD ²	12.86/SF
006127	Greyed Nickel HD ²	12.86/SF

ON ORDER - SMOOTH*

009029	Salt & Pepper HD ²	12.86/SF
009030	Silver Granite HD ²	13.49/SF

ON ORDER - GRANITEX*

006134	Shale Grey HD ²	16.19/SF
006135	Chestnut Brown HD ²	16.19/SF
006136	Onyx Black HD ²	17.14/SF
006138	Beige Cream HD ²	17.14/SF
006137	Greyed Nickel HD ²	17.14/SF
009028	Salt & Pepper HD ²	17.14/SF

3 7/8 x 11 13/16 x 11 13/16

98 x 300 x 300

ON ORDER - POLISHED*

006129	Shale Grey HD ²	17.14/SF
006130	Chestnut Brown HD ²	17.14/SF
006131	Onyx Black HD ²	18.09/SF
006133	Beige Cream HD ²	18.09/SF
006132	Greyed Nickel HD ²	18.09/SF

*Minimum Sales QTY 500 SF, except
Salt & Pepper and Silver Granite with a
2,000 SF min

COMMERCIAL PAVERS

COMMERCIAL PAVERS	SPECS – IMPERIAL	SPECS – METRIC	AVAILABLE COLORS & PRODUCT CODES	\$ / UNIT OF MEASURE
-------------------	------------------	----------------	----------------------------------	----------------------

INDUSTRIA TACTILE 300 x 300 300 SERIES HD² – ON ORDER*



3 15/16 x 11 13/16 x 11 13/16	100 x 300 x 300
81.38 ft ² /pal	7.56 m ² /pal
7 rows of 11.63 ft ²	7 rows of 1.08 m ²
11.81 lin. ft/row	3.60 lin. m/row
3725 lbs	1690 kg
84 units	84 units

006651	Shale Grey HD ²	17.35/SF
006647	Chestnut Brown HD ²	17.35/SF
006649	Onyx Black HD ²	18.97/SF
006646	Beige Cream HD ²	18.97/SF
006648	Greyed Nickel HD ²	18.97/SF
009054	Salt & Pepper HD ²	18.97/SF
009027	Silver Granite HD ²	19.64/SF

*No minimum required

INDUSTRIA 450 x 100 450 SERIES HD² – ON ORDER*



3 15/16 x 3 15/16 x 17 11/16	100 x 100 x 450
74.59 ft ² /pal	6.93 m ² /pal
7 rows of 10.66 ft ²	7 rows of 0.99 m ²
32.48 lin. ft/row (depth)	9.90 lin. m/row (depth)
7.22 lin. ft/row (length)	2.20 lin. m/row (length)
3516 lbs	1595 kg
154 units	154 units

SMOOTH		
008489	Shale Grey HD ²	11.89/SF
008485	Chestnut Brown HD ²	11.89/SF
008487	Onyx Black HD ²	12.86/SF
008483	Beige Cream HD ²	12.86/SF
008486	Greyed Nickel HD ²	12.86/SF
008260	Salt & Pepper HD ²	12.86/SF
008261	Silver Granite HD ²	13.49/SF

GRANITEX		
008497	Shale Grey HD ²	16.19/SF
008493	Chestnut Brown HD ²	16.19/SF
008495	Onyx Black HD ²	17.14/SF
008491	Beige Cream HD ²	17.14/SF
008494	Greyed Nickel HD ²	17.14/SF
008259	Salt & Pepper HD ²	17.14/SF

3 7/8 x 3 15/16 x 17 11/16	98 x 100 x 450
----------------------------	----------------

POLISHED		
008504	Shale Grey HD ²	17.14/SF
008500	Chestnut Brown HD ²	17.14/SF
008502	Onyx Black HD ²	18.09/SF
008498	Beige Cream HD ²	18.09/SF
008501	Greyed Nickel HD ²	18.09/SF

*Minimum Sales QTY 2,000 SF

INDUSTRIA 450 x 150 450 SERIES HD² – ON ORDER*



3 15/16 x 5 7/8 x 17 11/16	100 x 150 x 450
71.20 ft ² /pal	6.62 m ² /pal
7 rows of 10.17 ft ²	7 rows of 0.95 m ²
20.67 lin. ft/row (depth)	6.30 lin. m/row (depth)
6.89 lin. ft/row (length)	2.10 lin. m/row (length)
3357 lbs	1523 kg
98 units	98 units

SMOOTH		
008513	Shale Grey HD ²	11.89/SF
008507	Chestnut Brown HD ²	11.89/SF
008509	Greyed Nickel HD ²	12.86/SF
008505	Beige Cream HD ²	12.86/SF
008510	Onyx Black HD ²	12.86/SF
008512	Salt & Pepper HD ²	12.86/SF
008268	Silver Granite HD ²	13.49/SF

GRANITEX		
008523	Shale Grey HD ²	16.19/SF
008517	Chestnut Brown HD ²	16.19/SF
008519	Greyed Nickel HD ²	17.14/SF
008515	Beige Cream HD ²	17.14/SF
008520	Onyx Black HD ²	17.14/SF
008522	Salt & Pepper HD ²	17.14/SF

3 7/8 x 5 7/8 x 17 11/16	98 x 150 x 450
--------------------------	----------------

POLISHED		
008531	Shale Grey HD ²	17.14/SF
008527	Chestnut Brown HD ²	17.14/SF
008528	Greyed Nickel HD ²	18.09/SF
008525	Beige Cream HD ²	18.09/SF
008529	Onyx Black HD ²	18.09/SF

*Minimum Sales QTY 2,000 SF

COMMERCIAL PAVERS

COMMERCIAL PAVERS

SPECS – IMPERIAL

SPECS – METRIC

AVAILABLE COLORS
& PRODUCT CODES

\$ / UNIT OF
MEASURE

INDUSTRIA 450 x 300 450 SERIES HD² – ON ORDER*



3 15/16 x 11 13/16 x 17 11/16	100 x 300 x 450
61.03 ft ² /pal	5.67 m ² /pal
7 rows of 8.72 ft ²	7 rows of 0.81 m ²
8.86 lin. ft/row (depth)	2.70 lin. m/row (depth)
5.91 lin. ft/row (length)	1.80 lin. m/row (length)
2883 lbs	1308 kg
42 units	42 units

SMOOTH

008538	Shale Grey HD ²	11.89/SF
008534	Chestnut Brown HD ²	11.89/SF
008536	Onyx Black HD ²	12.86/SF
008532	Beige Cream HD ²	12.86/SF
008535	Greyed Nickel HD ²	12.86/SF
008270	Salt & Pepper HD ²	12.86/SF
008271	Silver Granite HD ²	13.49/SF

GRANITEX

008546	Shale Grey HD ²	16.19/SF
008542	Chestnut Brown HD ²	16.19/SF
008544	Onyx Black HD ²	17.14/SF
008540	Beige Cream HD ²	17.14/SF
008543	Greyed Nickel HD ²	17.14/SF
008269	Salt & Pepper HD ²	17.14/SF

3 7/8 x 11 13/16 x 17 11/16	98 x 300 x 450
-----------------------------	----------------

POLISHED

008554	Shale Grey HD ²	17.14/SF
008550	Chestnut Brown HD ²	17.14/SF
008552	Onyx Black HD ²	18.09/SF
008548	Beige Cream HD ²	18.09/SF
008551	Greyed Nickel HD ²	18.09/SF

*Minimum Sales QTY 2,000 SF

INDUSTRIA 600 x 100 600 SERIES HD² – ON ORDER*



3 15/16 x 23 5/8 x 3 15/16	100 x 600 x 100
45.21 ft ² /pal	4.20 m ² /pal
7 rows of 6.46 ft ²	7 rows of 0.60 m ²
19.69 lin. ft/row (depth)	6 lin. m/row (depth)
3.28 lin. ft/row (length)	1 lin. m/row (length)
2112lbs	958 kg
70 units	70 units

SMOOTH

008561	Shale Grey HD ²	12.42/SF
008556	Chestnut Brown HD ²	12.42/SF
008559	Onyx Black HD ²	13.37/SF
008555	Beige Cream HD ²	13.37/SF
008558	Greyed Nickel HD ²	13.37/SF
008273	Salt & Pepper HD ²	13.37/SF
008274	Silver Granite HD ²	14.04/SF

GRANITEX

008568	Shale Grey HD ²	16.69/SF
008563	Chestnut Brown HD ²	16.69/SF
008566	Onyx Black HD ²	17.66/SF
008562	Beige Cream HD ²	17.66/SF
008565	Greyed Nickel HD ²	17.66/SF
008272	Salt & Pepper HD ²	17.66/SF

3 7/8 x 23 5/8 x 3 15/16	98 x 600 x 100
--------------------------	----------------

POLISHED

008574	Shale Grey HD ²	17.66/SF
008570	Chestnut Brown HD ²	17.66/SF
008572	Onyx Black HD ²	18.61/SF
008569	Beige Cream HD ²	18.61/SF
008571	Greyed Nickel HD ²	18.61/SF

*Minimum Sales QTY 2,000 SF

COMMERCIAL PAVERS

COMMERCIAL PAVERS	SPECS – IMPERIAL	SPECS – METRIC	AVAILABLE COLORS & PRODUCT CODES	\$ / UNIT OF MEASURE
-------------------	------------------	----------------	----------------------------------	----------------------

INDUSTRIA 600 x 200 600 SERIES HD² – ON ORDER*



3 15/16 x 23 5/8 x 7 7/8	100 x 600 x 200
45.21 ft ² /pal	4.20 m ² /pal
7 rows of 6.46 ft ²	7 rows of 0.60 m ²
9.84 lin. ft/row (depth)	3 lin. m/row (depth)
3.28 lin. ft/row (length)	1 lin. m/row (length)
2 146 lbs	973 kg
35 units	35 units

SMOOTH

008581	Shale Grey HD ²	12.42/SF
008576	Chestnut Brown HD ²	12.42/SF
008579	Onyx Black HD ²	13.37/SF
008575	Beige Cream HD ²	13.37/SF
008578	Greyed Nickel HD ²	13.37/SF
008276	Salt & Pepper HD ²	13.37/SF
008277	Silver Granite HD ²	14.04/SF

GRANITEX

008587	Shale Grey HD ²	16.69/SF
008583	Chestnut Brown HD ²	16.69/SF
008585	Onyx Black HD ²	17.66/SF
008582	Beige Cream HD ²	17.66/SF
008584	Greyed Nickel HD ²	17.66/SF
008275	Salt & Pepper HD ²	17.66/SF

3 7/8 x 23 5/8 x 7 7/8	98 x 600 x 200
------------------------	----------------

POLISHED

008593	Shale Grey HD ²	17.66/SF
008589	Chestnut Brown HD ²	17.66/SF
008591	Onyx Black HD ²	18.61/SF
008588	Beige Cream HD ²	18.61/SF
008590	Greyed Nickel HD ²	18.61/SF

*Minimum Sales QTY 2,000 SF

INDUSTRIA 600 x 300 600 SERIES HD² – ON ORDER*



3 15/16 x 23 5/8 x 11 13/16	100 x 600 x 300
54.25 ft ² /pal	5.04 m ² /pal
7 rows of 7.75 ft ²	7 rows of 0.72 m ²
7.87 lin. ft/row (depth)	2.40 lin. m/row (depth)
3.94 lin. ft/row (length)	1.20 lin. m/row (length)
2 567 lbs	1 164 kg
28 units	28 units

SMOOTH

008599	Shale Grey HD ²	12.42/SF
008595	Chestnut Brown HD ²	12.42/SF
008597	Onyx Black HD ²	13.37/SF
008594	Beige Cream HD ²	13.37/SF
008596	Greyed Nickel HD ²	13.37/SF
008279	Salt & Pepper HD ²	13.37/SF
008280	Silver Granite HD ²	14.04/SF

GRANITEX

008606	Shale Grey HD ²	16.69/SF
008602	Chestnut Brown HD ²	16.69/SF
008604	Onyx Black HD ²	17.66/SF
008601	Beige Cream HD ²	17.66/SF
008603	Greyed Nickel HD ²	17.66/SF
008278	Salt & Pepper HD ²	17.66/SF

3 7/8 x 23 5/8 x 11 13/16	98 x 600 x 300
---------------------------	----------------

POLISHED

008613	Shale Grey HD ²	17.66/SF
008609	Chestnut Brown HD ²	17.66/SF
008611	Onyx Black HD ²	18.61/SF
008608	Beige Cream HD ²	18.61/SF
008610	Greyed Nickel HD ²	18.61/SF

*Minimum Sales QTY 2,000 SF

COMMERCIAL PAVERS

COMMERCIAL PAVERS


SPECS - IMPERIAL

SPECS - METRIC

AVAILABLE COLORS
& PRODUCT CODES

\$ / UNIT OF
MEASURE

INDUSTRIA 600 x 600 600 SERIES HD²



3 15/16 x 23 5/8 x 23 5/8
54.25 ft²/pal
7 rows of 7.75 ft²
3.94 lin. ft/row
2556 lbs
14 units

100 x 600 x 600
5.04 m²/pal
7 rows of 0.72 m²
1.20 lin. m/row
1159 kg
14 units

STOCK - SMOOTH

008620	Shale Grey HD ²	12.42/SF
008615	Chestnut Brown HD ²	12.42/SF
008618	Onyx Black HD ²	13.37/SF
008614	Beige Cream HD ²	13.37/SF
008617	Greyed Nickel HD ²	13.37/SF
008283	Silver Granite HD ²	14.04/SF

ON ORDER - SMOOTH *

008282	Salt & Pepper HD ²	13.37/SF
--------	-------------------------------	----------

ON ORDER - GRANITEX*

008627	Shale Grey HD ²	16.69/SF
008622	Chestnut Brown HD ²	16.69/SF
008625	Onyx Black HD ²	17.66/SF
008621	Beige Cream HD ²	17.66/SF
008624	Greyed Nickel HD ²	17.66/SF
008281	Salt & Pepper HD ²	17.66/SF

3 7/8 x 23 5/8 x 23 5/8

98 x 600 x 600

ON ORDER - POLISHED*

008633	Shale Grey HD ²	17.66/SF
008629	Chestnut Brown HD ²	17.66/SF
008631	Onyx Black HD ²	18.61/SF
008628	Beige Cream HD ²	18.61/SF
008630	Greyed Nickel HD ²	18.61/SF

*Minimum Sales QTY 500 SF, except
Salt & Pepper and Silver Granite with a
2,000 SF min

INDUSTRIA 900 x 300 900 SERIES HD²



3 15/16 x 35 7/16 x 11 13/16
81.38 ft²/pal
7 rows of 11.63 ft²
3821 lbs
28 units

100 x 900 x 300
7.56 m²/pal
7 rows of 1.08 m²
1733 kg
28 units

STOCK - SMOOTH

005872	Shale Grey HD ²	12.42/SF
005881	Chestnut Brown HD ²	12.42/SF
005890	Onyx Black HD ²	13.37/SF
005908	Beige Cream HD ²	13.37/SF
005899	Greyed Nickel HD ²	13.37/SF
009047	Silver Granite HD ²	14.04/SF

ON ORDER - SMOOTH*

009046	Salt & Pepper HD ²	13.37/SF
--------	-------------------------------	----------

ON ORDER - GRANITEX*

005875	Shale Grey HD ²	16.69/SF
005884	Chestnut Brown HD ²	16.69/SF
005893	Onyx Black HD ²	17.66/SF
005911	Beige Cream HD ²	17.66/SF
005902	Greyed Nickel HD ²	17.66/SF
009045	Salt & Pepper HD ²	17.66/SF

3 15/16 x 35 7/16 x 11 13/16

98 x 900 x 300

ON ORDER - POLISHED*

005878	Shale Grey HD ²	17.66/SF
005887	Chestnut Brown HD ²	17.66/SF
005896	Onyx Black HD ²	18.61/SF
005914	Beige Cream HD ²	18.61/SF
005905	Greyed Nickel HD ²	18.61/SF

*Minimum Sales QTY 500 SF, except
Salt & Pepper and Silver Granite with a
2,000 SF min

COMMERCIAL PAVERS

COMMERCIAL PAVERS	SPECS - IMPERIAL	SPECS - METRIC	AVAILABLE COLORS & PRODUCT CODES	\$ / UNIT OF MEASURE
-------------------	------------------	----------------	----------------------------------	----------------------

INDUSTRIA 900 x 600 900 SERIES HD²



3 15/16 x 35 7/16 x 23 5/8	100 x 900 x 600
81.38 ft ² /pal	7.56 m ² /pal
7 rows of 11.63 ft ²	7 rows of 1.08 m ²
3839 lbs	1741 kg
14 units	14 units

STOCK - SMOOTH		
005871	Shale Grey HD ²	12.42/SF
005880	Chestnut Brown HD ²	12.42/SF
005889	Onyx Black HD ²	13.37/SF
005907	Beige Cream HD ²	13.37/SF
005898	Greyed Nickel HD ²	13.37/SF
009050	Silver Granite HD ²	14.04/SF

ON ORDER - SMOOTH*		
009049	Salt & Pepper HD ²	13.37/SF


ON ORDER - GRANITEX*		
005874	Shale Grey HD ²	16.69/SF
005883	Chestnut Brown HD ²	16.69/SF
005892	Onyx Black HD ²	17.66/SF
005910	Beige Cream HD ²	17.66/SF
005901	Greyed Nickel HD ²	17.66/SF
009048	Salt & Pepper HD ²	17.66/SF

3 15/16 x 35 7/16 x 23 5/8	98 x 900 x 600
----------------------------	----------------

ON ORDER - POLISHED*		
005877	Shale Grey HD ²	17.66/SF
005886	Chestnut Brown HD ²	17.66/SF
005895	Onyx Black HD ²	18.61/SF
005913	Beige Cream HD ²	18.61/SF
005904	Greyed Nickel HD ²	18.61/SF

*Minimum Sales QTY 500 SF, except Salt & Pepper and Silver Granite with a 2,000 SF min

INDUSTRIA 900 x 900 900 SERIES HD²



3 15/16 x 35 7/16 x 35 7/16	100 x 900 x 900
61.00 ft ² /pal	5.67 m ² /pal
7 rows of 8.72 ft ²	7 rows of 0.81 m ²
2893 lbs	1312 kg
7 units	7 units

STOCK - SMOOTH		
005870	Shale Grey HD ²	12.42/SF
005879	Chestnut Brown HD ²	12.42/SF
005888	Onyx Black HD ²	13.37/SF
005906	Beige Cream HD ²	13.37/SF
005897	Greyed Nickel HD ²	13.37/SF
009053	Silver Granite HD ²	14.04/SF

ON ORDER - SMOOTH*		
009052	Salt & Pepper HD ²	13.37/SF

ON ORDER - GRANITEX*		
005873	Shale Grey HD ²	16.69/SF
005882	Chestnut Brown HD ²	16.69/SF
005891	Onyx Black HD ²	17.66/SF
005909	Beige Cream HD ²	17.66/SF
005900	Greyed Nickel HD ²	17.66/SF
009051	Salt & Pepper HD ²	17.66/SF

3 15/16 x 35 7/16 x 35 7/16	98 x 900 x 900
-----------------------------	----------------

ON ORDER - POLISHED*		
005876	Shale Grey HD ²	17.66/SF
005885	Chestnut Brown HD ²	17.66/SF
005894	Onyx Black HD ²	18.61/SF
005912	Beige Cream HD ²	18.61/SF
005903	Greyed Nickel HD ²	18.61/SF

*Minimum Sales QTY 500 SF, except Salt & Pepper and Silver Granite with a 2,000 SF min

WALLS	SPECS - IMPERIAL	SPECS - METRIC	AVAILABLE COLORS & PRODUCT CODES	\$ / UNIT OF MEASURE
-------	------------------	----------------	----------------------------------	----------------------

BOREALIS WALL & EDGE DOUBLE-SIDED


Stonedge
*** COLLECTION



6 x 8 x 48	152 x 203 x 1219
16 units/pal	16 units/pal
32 ft ²	2.97 m ²
2 ft ² /unit	0.19 m ² /unit
4 rows of 8 ft ²	4 rows of 0.74 m ²
3042 lbs	1380 kg
4 rows of 4 units	4 rows of 4 units

007783	Smoked Pine	96.86/PCS
007784	Hazelnut Brandy	96.86/PCS


BRANDON 90 MM WALL DOUBLE-SIDED



A. 3 9/16 x 9 13/16 x 11 1/4 x 9 5/8	A. 90 x 250 x 285 x 245
B. 3 9/16 x 9 13/16 x 14 3/8 x 12 13/16	B. 90 x 250 x 365 x 325
C. 3 9/16 x 9 13/16 x 15 15/16 x 14 3/8	C. 90 x 250 x 405 x 365
20.44 ft ²	1.90 m ²
10 rows of 2.04 ft ²	10 row of 0.19 m ²
1 684 lbs	764 kg

007745	Champlain Grey	41.71/SF
007746	Chestnut Brown	41.71/SF
007747	Shale Grey	41.71/SF
007748	Sandlewood	41.71/SF
007749	Onyx Black	42.74/SF


BRANDON 180 MM WALL DOUBLE-SIDED



A. 7 1/16 x 9 13/16 x 11 1/4 x 9 5/8	A. 180 x 250 x 285 x 245
B. 7 1/16 x 9 13/16 x 14 3/8 x 12 13/16	B. 180 x 250 x 365 x 325
C. 7 1/16 x 9 13/16 x 15 15/16 x 14 3/8	C. 180 x 250 x 405 x 365
20.44 ft ²	1.90 m ²
5 rows of 4.09 ft ²	5 rows of 0.38 m ²
1 719 lbs	780 kg

007750	Champlain Grey	41.71/SF
007751	Chestnut Brown	41.71/SF
007752	Shale Grey	41.71/SF
007753	Sandlewood	41.71/SF
007754	Onyx Black	42.74/SF


BRANDON 90 MM CORNER AND PILLAR KIT



3 9/16 x 9 13/16 x 14 3/16	90 x 250 x 360
40 units/pal	40 units/pal
35 7/16 pillar height	900 mm pillar height
4 rows	4 rows
1 625 lbs	737 kg

007861	Champlain Grey	38.91/PCS
007862	Chestnut Brown	38.91/PCS
007863	Shale Grey	38.91/PCS
007864	Sandlewood	38.91/PCS
007865	Onyx Black	40.09/PCS


BRANDON 180 MM CORNER AND PILLAR KIT



7 1/16 x 9 13/16 x 14 3/16	180 x 250 x 360
20 units/pal	20 units/pal
35 7/16 pillar height	900 mm pillar height
2 rows	2 rows
1 636 lbs	742 kg

007866	Champlain Grey	41.62/PCS
007867	Chestnut Brown	41.62/PCS
007868	Shale Grey	41.62/PCS
007869	Sandlewood	41.62/PCS
007870	Onyx Black	42.93/PCS







FASCIA WALL COLLECTION STRUCTURAL BLOCK SINGLE-SIDED



5 7/8 x 9 1/4 x 7 7/8	150 x 235 x 200
96 units/pal	96 units/pal
4 rows of 7.75 ft ²	4 rows of 0.72 m ²
2 612 lbs	1 185 kg
4 rows of 24 units	4 rows of 24 units

009507	Grey	7.22/PCS
--------	------	----------

WALLS

WALLS	SPECS - IMPERIAL	SPECS - METRIC	AVAILABLE COLORS & PRODUCT CODES	\$ / UNIT OF MEASURE
FASCIA WALL COLLECTION STRUCTURAL BLOCK DOUBLE-SIDED				
	$5 \frac{7}{8} \times 11 \frac{1}{16} \times 7 \frac{7}{8}$ 72 units/pal 4 rows of 5.81 ft ² 2138 lbs 4 rows of 18 units	150 x 281 x 200 72 units/pal 4 rows of 0.54 m ² 970 kg 4 rows of 18 units	009508 Grey	9.92/PCS
FASCIA WALL COLLECTION WALL BASE				
	$2 \frac{3}{8} \times 12 \times 23 \frac{5}{8}$ 66 units/pal 11 rows of 2.33 ft ² 3701 lbs 66 units	60 x 305 x 600 66 units/pal 11 rows of 0.22 m ² 1679 kg 66 units	005976 Grey	15.41/PCS
ICONIC FASCIA KLEAN-BLOC				Stonedge *** COLLECTION
	$5 \frac{7}{8} \times 2 \frac{3}{4} \times 26$ 42 units/pal 7 rows of 6.39 ft ² 1250 lbs 44.75 ft ² 42 units	150 x 70 x 660 42 units/pal 7 rows of 0.60 m ² 567 kg 4.16 m ² 42 units	006899 Onyx Black KLEAN-BLOC 006900 Victoria KLEAN-BLOC 006897 Riviera KLEAN-BLOC 006898 Rock Garden Brown KLEAN-BLOC	29.73/PCS 29.73/PCS 29.73/PCS 29.73/PCS
ICONIC CORNER KLEAN-BLOC				Stonedge *** COLLECTION
	$5 \frac{7}{8} \times 2 \frac{3}{4} \times 23 \frac{1}{4}$ 24 units/pal 35 $\frac{7}{16}$ pillar height 700 lbs 12 left units 12 right units	150 x 70 x 590 24 units/pal 900 mm pillar height 318 kg 12 left units 12 right units	006271 Onyx Black KLEAN-BLOC 006272 Victoria KLEAN-BLOC 006269 Riviera KLEAN-BLOC 006270 Rock Garden Brown KLEAN-BLOC	35.09/PCS 35.09/PCS 35.09/PCS 35.09/PCS
ROSEMONT FASCIA KLEAN-BLOC				Stonedge *** COLLECTION
	$5 \frac{7}{8} \times 2 \frac{3}{4} \times 26$ 42 units/pal 7 rows of 6.39 ft ² 1240 lbs 44.75 ft ² 42 units	150 x 70 x 660 42 units/pal 7 rows of 0.60 m ² 562 kg 4.16 m ² 42 units	006893 Riviera KLEAN-BLOC 006894 Rock Garden Brown KLEAN-BLOC 006895 Chocolate Brown KLEAN-BLOC 006896 Azzurro KLEAN-BLOC	29.73/PCS 29.73/PCS 29.73/PCS 29.73/PCS
ROSEMONT CORNER KLEAN-BLOC				Stonedge *** COLLECTION
	$5 \frac{7}{8} \times 2 \frac{3}{4} \times 23 \frac{1}{4}$ 24 units/pal 35 $\frac{7}{16}$ pillar height 660 lbs 12 left units 12 right units	150 x 70 x 590 24 units/pal 900 mm pillar height 299 kg 12 left units 12 right units	006261 Riviera KLEAN-BLOC 006262 Rock Garden Brown KLEAN-BLOC 006263 Chocolate Brown KLEAN-BLOC 006264 Azzurro KLEAN-BLOC	35.09/PCS 35.09/PCS 35.09/PCS 35.09/PCS
G-FORCE WALL REGULAR, SMOOTH				
	$8 \times 11 \frac{7}{16} \times 18 \times 8 \frac{5}{8}$ 32 ft ² /pal 48 lin. ft/pal 4 rows of 8 ft ² 12 lin. ft/row 32 units/pal 2477 lbs 4 rows of 8 units	203 x 290 x 457 x 219 2.97 m ² /pal 14.63 lin. m/pal 4 rows of 0.74 m ² 3.66 lin. m/row 32 units/pal 1124 kg 4 rows of 8 units	003451 Champlain Grey 003453 Shale Grey 003458 Sandlewood 003460 Chestnut Brown	23.77/PCS 23.77/PCS 23.77/PCS 23.77/PCS

WALLS	SPECS - IMPERIAL	SPECS - METRIC	AVAILABLE COLORS & PRODUCT CODES	\$ / UNIT OF MEASURE
-------	------------------	----------------	----------------------------------	----------------------

G-FORCE CORNER UNIT SMOOTH



8 x 9 x 18	203 x 229 x 457
16 units/pal	16 units/pal
1654 lbs	750 kg
2 rows of 8 units	2 rows of 8 units

003440	Champlain Grey	30.51/PCS
003444	Shale Grey	30.51/PCS
003446	Sandlewood	30.51/PCS
003449	Chestnut Brown	30.51/PCS

GRAPHIX WALL DOUBLE-SIDED

1 - 4



1. 2 15/16 x 9 1/16 x 20	1. 75 x 230 x 508
2. 2 15/16 x 10 1/16 x 20	2. 75 x 255 x 508
3. 2 15/16 x 11 x 20	3. 75 x 280 x 508
4. 2 15/16 x 8 1/16 x 20 split face	4. 75 x 205 x 508 split face

007969	Onyx Black	39.39/SF
007970	Greyed Nickel	39.39/SF
007971	Beige Cream	39.39/SF

CORNER UNITS

1A. 2 15/16 x 9 1/16 x 20 left
2A. 2 15/16 x 10 1/16 x 20 right
3A. 2 15/16 x 11 x 20 left
4A. 2 15/16 x 8 1/16 x 20 right split face

CORNER UNITS


1A. 75 x 230 x 508 left
2A. 75 x 255 x 508 right
3A. 75 x 280 x 508 left
4A. 75 x 205 x 508 right split face

1A - 4A CORNER UNITS



26.25 ft ² /pal	2.44 m ² /pal
8 rows of 3.28 ft ²	8 rows of 0.30 m ²
2773 lbs	1258 kg
64 units/pal	64 units/pal
8 rows of 8 units	8 rows of 8 units

MINI-CRETA 3" ARCHITECTURAL WALL DOUBLE-SIDED



A. 2 15/16 x 9 13/16 x 9 1/16 x 7 1/16	A. 75 x 250 x 230 x 180
B. 2 15/16 x 9 13/16 x 11 13/16 x 9 13/16	B. 75 x 250 x 300 x 250
*B. 2 15/16 x 9 13/16 x 11 13/16 x 11 13/16	*B. 75 x 250 x 300 x 300
C. 2 15/16 x 9 13/16 x 14 3/4 x 12 13/16	C. 75 x 250 x 375 x 325
D. 2 15/16 x 9 13/16 x 14 3/4 x 13 3/4	D. 75 x 250 x 375 x 350

002235	Sandlewood	33.37/SF
002236	Shale Grey	33.37/SF
002237	Champlain Grey	33.37/SF
002238	Chestnut Brown	33.37/SF
005650	Onyx Black	35.28/SF
005651	Chocolate Brown	35.28/SF

24 ft ² /pal	2.23 m ² /pal
8 rows of 3 ft ²	8 rows of 0.28 m ²
2465 lbs	1118 kg

WHEN BUILDING A DOUBLE-SIDED WALL, THE SQUARE FOOTAGE COVERED PER PALLET WILL VARY.
A PALLET CONTAINS 8 RIGHT AND 8 LEFT CORNER UNITS WHICH CAN ALSO BE USED AS REGULAR AND/OR VERTICAL UNITS.

PILLAR 24 x 3 MINI-CRETA ARCHITECTURAL




2 15/16 x 8 x 16	75 x 203 x 406
48 units/pal	48 units/pal
35 7/16 pillar height	900 mm pillar height
1537 lbs	697 kg
6 rows of 8 units	6 rows of 8 units

002002	Sandlewood	23.79/PCS
006625	Shale Grey	23.79/PCS
006626	Champlain Grey	23.79/PCS
006627	Chestnut Brown	23.79/PCS

WALLS

WALLS	SPECS - IMPERIAL	SPECS - METRIC	AVAILABLE COLORS & PRODUCT CODES	\$ / UNIT OF MEASURE
-------	------------------	----------------	----------------------------------	----------------------

MINI-CRETA 6" ARCHITECTURAL WALL DOUBLE-SIDED




A. $5 \frac{7}{8} \times 9 \frac{13}{16} \times 9 \frac{1}{16} \times 7 \frac{1}{16}$	A. 150 x 250 x 230 x 180
B. $5 \frac{7}{8} \times 9 \frac{13}{16} \times 11 \frac{13}{16} \times 9 \frac{13}{16}$	B. 150 x 250 x 300 x 250
*B. $5 \frac{7}{8} \times 9 \frac{13}{16} \times 11 \frac{13}{16} \times 11 \frac{13}{16}$	*B. 150 x 250 x 300 x 300
C. $5 \frac{7}{8} \times 9 \frac{13}{16} \times 14 \frac{3}{4} \times 12 \frac{13}{16}$	C. 150 x 250 x 375 x 325
D. $5 \frac{7}{8} \times 9 \frac{13}{16} \times 14 \frac{3}{4} \times 13 \frac{3}{4}$	D. 150 x 250 x 375 x 350
30 ft ² /pal	2.79 m ² /pal
5 rows of 6 ft ²	5 rows of 0.56 m ²
3 199 lbs	1 451 kg

002241	Sandlewood	33.37/SF
002242	Shale Grey	33.37/SF
002243	Champlain Grey	33.37/SF
002244	Chestnut Brown	33.37/SF

WHEN BUILDING A DOUBLE-SIDED WALL, THE SQUARE FOOTAGE COVERED PER PALLET WILL VARY. A PALLET CONTAINS 5 RIGHT AND 5 LEFT CORNER UNITS WHICH CAN ALSO BE USED AS REGULAR AND/OR VERTICAL UNITS.


PILLAR 24 x 6 MINI-CRETA ARCHITECTURAL



$5 \frac{7}{8} \times 8 \times 16$	150 x 203 x 406
24 units/pal	24 units/pal
$35 \frac{7}{16}$ pillar height	900 mm pillar height
1 510 lbs	685 kg
3 rows of 8 units	3 rows of 8 units

002258	Sandlewood	33.99/PCS
002259	Shale Grey	33.99/PCS
002260	Champlain Grey	33.99/PCS
002261	Chestnut Brown	33.99/PCS

PRESCOTT 2.25" WALL DOUBLE-SIDED



A. $2 \frac{1}{4} \times 9 \frac{13}{16} \times 9 \times 7 \frac{7}{16}$	A. 57 x 250 x 229 x 189
B. $2 \frac{1}{4} \times 9 \frac{13}{16} \times 12 \times 10 \frac{7}{16}$	B. 57 x 250 x 305 x 265
C. $2 \frac{1}{4} \times 9 \frac{13}{16} \times 15 \times 13 \frac{7}{16}$	C. 57 x 250 x 381 x 341
27 ft ² /pal	2.51 m ² /pal
12 rows of 2.25 ft ²	12 rows of 0.21 m ²
2 661 lbs	1 207 kg
12 lin. ft/row	3.66 lin. m/row
144 units	144 units

007085	Riviera	49.64/SF
007086	Rock Garden Brown	49.64/SF
007115	Victoria	49.64/SF

Stonedge
COLLECTION

PRESCOTT 2.25" CORNERS OR PILLARS



A. $2 \frac{1}{4} \times 9 \frac{13}{16} \times 14 \frac{3}{16}$	A. 57 x 250 x 360
72 units/pal	72 units/pal
1 789 lbs	811 kg
$40 \frac{1}{2}$ " pillar height	1 029 mm pillar height
9 units/row	9 units/row

007088	Riviera	20.13/PCS
007089	Rock Garden Brown	20.13/PCS
007116	Victoria	20.13/PCS

Stonedge
COLLECTION

PRESCOTT 4.5" WALL DOUBLE-SIDED



A. $4 \frac{1}{2} \times 9 \frac{13}{16} \times 9 \times 7 \frac{7}{16}$	A. 114 x 250 x 229 x 189
B. $4 \frac{1}{2} \times 9 \frac{13}{16} \times 12 \times 10 \frac{7}{16}$	B. 114 x 250 x 305 x 265
C. $4 \frac{1}{2} \times 9 \frac{13}{16} \times 15 \times 13 \frac{7}{16}$	C. 114 x 250 x 381 x 341
27 ft ² /pal	2.51 m ² /pal
6 rows of 4.50 ft ²	6 rows of 0.42 m ²
2 728 lbs	1 237 kg
72 units/pal	72 units/pal

007091	Riviera	49.64/SF
007092	Rock Garden Brown	49.64/SF
007117	Victoria	49.64/SF

Stonedge
COLLECTION

PRESCOTT 4.5" CORNERS OR PILLARS



A. $4 \frac{1}{2} \times 9 \frac{13}{16} \times 14 \frac{3}{16}$	A. 114 x 250 x 360
36 units/pal	36 units/pal
1 871 lbs	849 kg
$40 \frac{1}{2}$ " pillar height	1 029 mm pillar height
9 units/row	9 units/row

007094	Riviera	24.46/PCS
007095	Rock Garden Brown	24.46/PCS
007118	Victoria	24.46/PCS

Stonedge
COLLECTION

WALLS	SPECS – IMPERIAL	SPECS – METRIC	AVAILABLE COLORS & PRODUCT CODES	\$ / UNIT OF MEASURE
-------	------------------	----------------	----------------------------------	----------------------


RAFFINATO 90 MM WALL DOUBLE-SIDED SMOOTH



3 3/16 x 9 13/16 x 15 5/8 x 14 1/4	90 x 249 x 397 x 362
64 units/pal	64 units/pal
24.61 ft ²	2.29 m ² /pal
8 rows of 3.08 ft ²	8 rows of 0.29 m ²
2 060 lbs	934 kg
8 units/row	8 units/row

007592	Onyx Black	13.79/pcs
007593	Greyed Nickel	13.79/pcs
007875	Beige Cream	13.79/pcs
006587	Shale Grey	13.79/pcs
007493	Caffè Crema	13.79/pcs


RAFFINATO 90 MM PILLAR KIT, CORNER & EDGE SMOOTH



3 3/16 x 9 13/16 x 14 1/8	90 x 249 x 359
48 units/pal	48 units/pal
42 1/2" pillar height	1 080 pillar height
1 548 lbs	702 kg
24 units/row	24 units/row

007596	Onyx Black	17.68/pcs
007597	Greyed Nickel	17.68/pcs
007876	Beige Cream	17.68/pcs
006589	Shale Grey	17.68/pcs
007494	Caffè Crema	17.68/pcs

RAFFINATO 90 MM WALL POLISHED – ON ORDER*



3 3/16 x 9 3/4 x 15 5/8 x 14 1/4	90 x 248 x 397 x 362
60 units/pal	60 units/pal
23.08 ft ² /pal	2.14 m ²
3 rows of 7.69 ft ²	3 rows of 0.71 m ²
1 948 lbs	884 kg
20 units/row	20 units/row

007063	Onyx Black	19.54/pcs
007600	Greyed Nickel	19.54/pcs
007871	Beige Cream	19.54/pcs

Polished finish is only on a single side of the wall

*Minimum Sales QTY 500 SF (combined)

POLISHED ON ONE SIDE ONLY

RAFFINATO 90 MM PILLAR KIT, CORNER & EDGE POLISHED – ON ORDER*



3 3/16 x 9 3/4 x 14 1/16	90 x 248 x 357
40 units/pal	40 units/pal
35 7/16" pillar height	900 mm pillar height
1 559 lbs	707 kg
20 units/row	20 units/row


007071	Onyx Black	30.21/pcs
007602	Greyed Nickel	30.21/pcs
007872	Beige Cream	30.21/pcs

Polished finish is only on a single side of the wall

*Minimum Sales QTY 500 SF (combined)

POLISHED ON ONE SIDE ONLY


RAFFINATO 180 MM WALL DOUBLE-SIDED SMOOTH



7 1/16 x 9 13/16 x 15 5/8 x 14 1/4	180 x 249 x 397 x 362
32 units/pal	32 units/pal
24.61 ft ²	2.29 m ²
1.29 unit/ft ²	0.12 unit/m ²
4 rows of 6.15 ft ²	4 rows of 0.57 m ²
2 071 lbs	939 kg
8 units/row	8 units/row

007594	Onyx Black	27.58/pcs
007595	Greyed Nickel	27.58/pcs
007877	Beige Cream	27.58/pcs
007491	Caffè Crema	27.58/pcs

RAFFINATO 180 MM PILLAR KIT, CORNER & EDGE SMOOTH



7 1/16 x 9 13/16 x 14 1/8	180 x 249 x 359
24 units/pal	24 units/pal
42 1/2" pillar height	1 080 mm pillar height
1 529 lbs	694 kg
12 units/row	12 units/row

007598	Onyx Black	35.33/pcs
007599	Greyed Nickel	35.33/pcs
007878	Beige Cream	35.33/pcs
007492	Caffè Crema	35.33/pcs

WALLS

WALLS	SPECS - IMPERIAL	SPECS - METRIC	AVAILABLE COLORS & PRODUCT CODES	\$ / UNIT OF MEASURE
-------	------------------	----------------	----------------------------------	----------------------

RAFFINATO 180 MM WALL POLISHED — ON ORDER*



7 1/16 x 9 3/4 x 15 5/8 x 14 1/4
 30 units/pal
 23.08 ft²/pal
 3 rows of 7.69 ft²
 1 936 lbs
 10 units/row

180 x 248 x 397 x 362
 30 units/pal
 2.14 m²
 3 rows of 0.71 m²
 878 kg
 10 units/row

007067 Onyx Black 38.97/PCS
 007601 Greyed Nickel 38.97/PCS
 007873 Beige Cream 38.97/PCS

Polished finish is only on a single side of the wall

*Minimum Sales QTY 500 SF (combined)

POLISHED ON ONE SIDE ONLY

RAFFINATO 180 MM PILLAR KIT, CORNER & EDGE POLISHED — ON ORDER*



7 1/16 x 9 3/4 x 14 1/16
 20 units/pal
 35 7/16" pillar height
 1 557 lbs
 10 units/row

180 x 248 x 35
 20 units/pal
 900 mm pillar height
 706 kg
 10 units/row

007075 Onyx Black 47.29/PCS
 007603 Greyed Nickel 47.29/PCS
 007874 Beige Cream 47.29/PCS

Polished for single sided wall

*Minimum Sales QTY 500 SF (combined)

POLISHED FOR SINGLE SIDED WALL

RÖCKA WALL & EDGE DOUBLE-SIDED




A. 6 x 7 3/4 x 8 x 13 1/4 8 units
B. 6 x 7 3/4 x 8 x 26 1/2 8 units
C. 6 x 7 3/4 x 8 x 39 3/4 4 units
 19.88 ft²
 3 rows of 6.63 ft²
 1 860 lbs

A. 152 x 197 x 203 x 337 8 units
B. 152 x 197 x 203 x 673 8 units
C. 152 x 197 x 203 x 1010 4 units
 1.85 m²
 3 rows of 0.62 m²
 844 kg

007879 Riviera 53.92/SF
 007880 Rock Garden Brown 53.92/SF
 007881 Chocolate Brown 53.92/SF

Stonedge
THE COLLECTION

SEMMA WALL DOUBLE-SIDED SPLIT FACE



A. B. 5 7/8 x 11 x 16 x 10 1/2
 40 units/pal
 26.25 ft²
 5 rows of 5.25 ft²
 2 363 lbs
 30 units of A (Regular)
 10 units of B (Corner)

A. B. 150 x 279 x 406 x 266
 40 units/pal
 2.44 m²
 5 rows of 0.49 m²
 1 072 kg
 30 units of A (Regular)
 10 units of B (Corner)

000217 Sandlewood 23.62/PCS
 000218 Shale Grey 23.62/PCS
 000220 Chestnut Brown 23.62/PCS
 002322 Champlain Grey 23.62/PCS

IF BUILDING A DOUBLE SIDED WALL THE SQUARE FOOTAGE COVERED PER PALLET WILL VARY.
 EACH PALLET CONTAINS 10 CORNERS UNITS WHICH CAN BE USED AS A RIGHT OR LEFT CORNERS OR USED AS REGULAR UNITS.

SEMMA CORNERS OR PILLARS SPLIT FACE




5 7/8 x 10 1/2 x 16
 24 units/pal
 35 7/16" pillar height
 1 403 lbs
 4 rows of 6 units

150 x 266 x 406
 24 units/pal
 900 mm pillar height
 636 kg
 4 rows of 6 units

000225 Sandlewood 29.96/PCS
 000226 Shale Grey 29.96/PCS
 000228 Chestnut Brown 29.96/PCS
 002277 Champlain Grey 29.96/PCS

SKYSCRAPER WALL - TOP SMOOTH




12 x 23 1/4 x 36 x 20 3/16
 4 units/pallet
 12 ft²
 2 rows of 6 ft²
 2 100 lbs

305 x 590 x 914 x 513
 4 units/pallet
 0.56 m²
 2 rows of 6 ft²
 953 kg

005429 Shale Grey 61.59/SF
 005430 Chestnut Brown 61.59/SF


WALLS


WALLS	SPECS - IMPERIAL	SPECS - METRIC	AVAILABLE COLORS & PRODUCT CODES	\$ / UNIT OF MEASURE
SKYSCRAPER 	WALL - MIDDLE SMOOTH			
	12 x 34 ⁷ / ₈ x 36 x 17 ¹ / ₂ 2 units/pallet 6 ft ² 2 rows of 3 ft ² 1 620 lbs	305 x 886 x 914 x 444 2 units/pallet 1.83 m ² 2 rows of 0.28 m ² 735 kg	005427 Shale Grey 005428 Chestnut Brown	80.69/SF 80.69/SF
SKYSCRAPER 	WALL BASE SMOOTH			
	12 x 48 ¹ / ₁₆ x 36 x 17 ⁵ / ₁₆ 2 units/pallet 6 ft ² 2 rows of 3 ft ² 1 180 lbs	305 x 1220 x 914 x 440 2 units/pallet 1.83 m ² 2 rows of 0.28 m ² 853 kg	005401 Shale Grey 005402 Chestnut Brown	99.39/SF 99.39/SF
SKYSCRAPER 	WALL CORNER SMOOTH			
	12 x 18 x 36 4 units/pallet 2 rows of 2 2 460 lbs	305 x 457 x 914 4 units/pallet 2 rows of 1 116 kg	005404 Shale Grey 005407 Chestnut Brown	169.12/PCS 169.12/PCS
SKYSCRAPER 	WALL EXTENDER SMOOTH			
	12 x 24 ³ / ₈ x 20 ¹ / ₂ 4 units/pallet 2 rows of 2 1 800 lbs	305 x 619 x 520 4 units/pallet 2 rows of 2 816 kg	005408 Grey	147.85/PCS
TRAVERTINA RAW 	WALL DOUBLE-SIDED			Stonedge <small>*** COLLECTION</small>
	6 x 7 ¹⁵ / ₁₆ x 15 ⁷ / ₈ 31.75 ft ² /pal 63.5 lin. ft/pal 0.66 ft ² /unit 4 rows of 7.94 ft ² 2 902 lbs 4 rows of 12 units	152 x 202 x 403 2.95 m ² /pal 19.36 lin. m/pal 0.06 m ² /unit 4 rows of 0.74 m ² 1 316 kg 4 rows of 12 units	003053 Riviera 003057 Rock Garden Brown 003058 Ivory	34.48/PCS 34.48/PCS 34.48/PCS
TRAVERTINA RAW 	CORNERS OR PILLARS			Stonedge <small>*** COLLECTION</small>
	6 x 7 ¹⁵ / ₁₆ x 15 ⁷ / ₈ 24 units/pal 36" pillar height 1 576 lbs 2 rows of 12 units	152 x 202 x 403 24 units/pal 914.4 mm pillar height 715 kg 2 rows of 12 units	002762 Riviera 002771 Rock Garden Brown 002773 Ivory	38.09/PCS 38.09/PCS 38.09/PCS


STEPS & CAPS


STEPS AND CAPS	SPECS - IMPERIAL	SPECS - METRIC	AVAILABLE COLORS & PRODUCT CODES	\$ / UNIT OF MEASURE
----------------	------------------	----------------	----------------------------------	----------------------


STEPS


BOREALIS STEP			Stonedge *** COLLECTION		
	6 x 15 3/4 x 16 x 48	152 x 400 x 406 x 1219	007780	Smoked Pine	211.05/PCS
	8 units/pal 32 lin. ft/pal 8 lin. ft/row 3073 lbs	8 units/pal 9.76 lin. m 2.44 lin. m/row 1394 kg	007781	Hazelnut Brandy	211.05/PCS

MAYA STEP			Stonedge *** COLLECTION		
	6 x 32 x 48	152 x 813 x 1219	006862	Riviera	371.18/PCS
	4 unit/pal 16 ft ² /unit 4 lin. ft/pal 2 550 lbs	4 unit/pal 4.88 m ² /unit 1.22 lin. m/pal 1 157 kg	006863	Rock Garden Brown	371.18/PCS
			006864	Chocolate Brown	371.18/PCS

RAFFINATO STEP					
	7 1/16 x 14 1/2 x 42	180 x 368 x 1067	007887	Onyx Black	138.15/PCS
	9 units/pal 31.5 lin. ft/pal 10.5 lin. ft/row 3236 lbs	9 units/pal 9.6 lin. m/pal 3.2 lin. m/pal 1468 kg	007888	Greyed Nickel	138.15/PCS
			007889	Beige Cream	138.15/PCS
			009407	Shale Grey	138.15/PCS
			008203	Caffè Crema	138.15/PCS

RÖCKA 48" STEP DOUBLE-SIDED			Stonedge *** COLLECTION		
	6 x 14 7/8 x 14 1/8 x 48	152 x 378 x 359 x 1219	000484	Riviera	202.63/PCS
	8 units/pal 32 lin. ft/pal 4 lin. ft/unit 8 lin. ft/row 2770 lbs	8 units/pal 9.76 lin. m/pal 1.22 lin. m/unit 2.44 lin. m/row 1256 kg	000485	Rock Garden Brown	202.63/PCS
			000486	Chocolate Brown	202.63/PCS
	4 rows of 2 units	4 rows of 2 units			

RÖCKA 60" STEP			Stonedge *** COLLECTION		
	6 x 15 1/4 x 14 5/8 x 60	152 x 387 x 371 x 1524	006865	Riviera	268.95/PCS
	6 units/pal 30 lin. ft/pal 2 640 lbs	6 units/pal 9.14 lin. m/pal 1 197 kg	006866	Rock Garden Brown	268.95/PCS
			006867	Chocolate Brown	268.95/PCS


SANDSTONE STEP NATURAL STONE					
	5 7/8 x 15 3/4 x 47 1/4	150 x 400 x 1200	006942	Grey	656.06/PCS
	4 units/pal 15.75 lin. ft/pal 1 742 lbs	4 units/pal 4.80 lin. m/pal 790 kg	006941	Beige	576.69/PCS



STEPS & CAPS

STEPS AND CAPS	SPECS – IMPERIAL	SPECS – METRIC	AVAILABLE COLORS & PRODUCT CODES	\$ / UNIT OF MEASURE
----------------	------------------	----------------	----------------------------------	----------------------

YORK 60" STEP



6 x 15 x 60
6 units/pal
30 lin. ft/pal
2 649 lbs

152 x 381 x 1524
6 units/pal
9.14 lin. m/pal
1 202 kg

006869 Riviera
006870 Rock Garden Brown
006871 Chocolate Brown

Stonedge
*** COLLECTION

281.14/PCS
281.14/PCS
281.14/PCS

CONCRETE OVERLAY SYSTEM

BLU 45 MM CONCRETE OVERLAY SYSTEM SLATE



A. 1 3/4 x 13 x 6 1/2
B. 1 3/4 x 13 x 13
C. 1 3/4 x 13 x 19 1/2

A. 45 x 330 x 165
B. 45 x 330 x 330
C. 45 x 330 x 495

000492 Sandlewood
000493 Shale Grey
000495 Champlain Grey
000497 Chestnut Brown

7.24/SF
7.24/SF
7.24/SF
7.24/SF



127.44 ft²/pal
12 rows of 10.62 ft²
2 631 lbs

11.84 m²/pal
12 rows of 0.99 m²
1 193 kg



BLU 45 MM CONCRETE OVERLAY SYSTEM SMOOTH




A. 1 3/4 x 13 x 6 1/2
B. 1 3/4 x 13 x 13
C. 1 3/4 x 13 x 19 1/2

A. 45 x 330 x 165
B. 45 x 330 x 330
C. 45 x 330 x 495

007101 Shale Grey
007102 Champlain Grey
007103 Chestnut Brown
007610 Onyx Black
007611 Greyed Nickel
007840 Beige Cream

7.24/SF
7.24/SF
7.24/SF
9.22/SF
9.22/SF
9.22/SF



127.44 ft²/pal
12 rows of 10.62 ft²
2 631 lbs

11.84 m²/pal
12 rows of 0.99 m²
1 193 kg



PACIFIC CONCRETE OVERLAY SYSTEM SMOOTH



A. 1 3/16 x 6 5/16 x 9 7/16
B. 1 3/16 x 9 7/16 x 9 7/16
C. 1 3/16 x 9 7/16 x 12 5/8

A. 30 x 160 x 240
B. 30 x 240 x 240
C. 30 x 240 x 320

009463 Shale Grey
009464 Champlain Grey
009465 Chestnut Brown

8.51/SF
8.51/SF
8.51/SF



173.60 ft²/pal
11.57 ft²/row
2 415 lbs


16.13 m²/pal
1.08 m²/row
1 095 kg



15 rows of 8 units

15 rows of 8 units

VENETIAN RISER SLATE



1 3/4 x 7 x 16
48 units/pal
64 lin. ft/pal
4 rows of 16 lin. ft
1.33 lin. ft/unit
801 lbs

45 x 178 x 406
48 units/pal
19.52 lin. m/pal
4 rows of 4.88 lin. m
0.41 lin. m/unit
363 kg

000475 Sandlewood
000476 Shale Grey
000478 Champlain Grey
000480 Chestnut Brown

11.14/PCS
11.14/PCS
11.14/PCS
11.14/PCS

STEPS & CAPS

STEPS AND CAPS	SPECS - IMPERIAL	SPECS - METRIC	AVAILABLE COLORS & PRODUCT CODES	\$ / UNIT OF MEASURE
----------------	------------------	----------------	----------------------------------	----------------------

VENETIAN RISER SMOOTH



1 3/4 x 7 x 15 5/8	45 x 178 x 397	007104	Shale Grey	11.14/PCS
48 units/pal	48 units/pal	007105	Champlain Grey	11.14/PCS
62.52 lin. ft/pal	19.06 lin. m/pal	007106	Chestnut Brown	11.14/PCS
4 rows of 15.63 lin. ft	4 rows of 4.76 lin. m	007851	Greyed Nickel	12.15/PCS
1.30 lin. ft/unit	0.40 lin. m/unit	007852	Beige Cream	12.15/PCS
811 lbs	368 kg			

VENETIAN CAP OVERLAY SLATE



1 3/4 x 14 x 16	45 x 356 x 406	000467	Sandlewood	22.63/PCS
48 units/pal	48 units/pal	000468	Shale Grey	22.63/PCS
64 lin. ft/pal	19.52 lin. m/pal	000470	Champlain Grey	22.63/PCS
8 rows of 8 lin. ft	8 rows of 2.44 lin. m	000472	Chestnut Brown	22.63/PCS
1.33 lin. ft/unit	0.41 lin. m/unit			
1530 lbs	694 kg			
8 row of 6 units	8 row of 6 units			


VENETIAN CAP OVERLAY SMOOTH



1 3/4 x 14 x 15 5/8	45 x 356 x 397	007119	Shale Grey	22.63/PCS
48 units/pal	48 units/pal	007120	Champlain Grey	22.63/PCS
62.52 lin. ft/pal	19.06 lin. m/pal	007121	Chestnut Brown	22.63/PCS
8 rows of 7.81 lin. ft	8 rows of 2.38 lin. m	007853	Greyed Nickel	23.58/PCS
1.30 lin. ft/unit	0.40 lin. m/unit	007854	Beige Cream	23.58/PCS
1500 lbs	680 kg			
8 row of 6 units	8 row of 6 units			


CAPS

ARCHITECTURAL CAP DOUBLE-SIDED




A. 2 15/16 x 12 1/2 x 8 7/8 x 6 1/2	A. 75 x 317 x 225 x 165	000872	Sandlewood	16.97/LF
B. 2 15/16 x 12 1/2 x 11 13/16 x 9 7/16	B. 75 x 317 x 300 x 240	000876	Shale Grey	16.97/LF
C. 2 15/16 x 12 1/2 x 14 3/4 x 12 3/8	C. 75 x 317 x 375 x 315	000882	Champlain Grey	16.97/LF
*C. 2 15/16 x 12 1/2 x 14 3/4 x 13 9/16	*C. 75 x 317 x 375 x 345	000890	Chestnut Brown	16.97/LF
66 lin. ft /pal	20.12 lin. m/pal	000884	Onyx Black	17.99/LF
8 rows of 8.25 lin. ft	8 rows of 2.51 lin. m	000900	Chocolate Brown	17.99/LF
2390 lbs	1084 kg			

BRANDON CAP SLATE














A. 3 9/16 x 14 x 16	A. 90 x 356 x 406	001624	Sandlewood	27.87/PCS
24 lin. ft /pal	7.32 lin. m/pal	001633	Shale Grey	27.87/PCS
1 rows of 24 lin. ft	1 rows of 7.32 lin. m	001640	Champlain Grey	27.87/PCS
1213 lbs	550 kg	001641	Chestnut Brown	27.87/PCS
18 units	18 units	001642	Onyx Black	28.93/PCS

GRAPHIX CAP DOUBLE-SIDED SMOOTH OR SPLIT FACE



A. 2 15/16 x 14 x 20	A. 75 x 355 x 508	001847	Greyed Nickel	28.25/PCS
46.67 lin. ft /pal	14.22 lin. m/pal	001848	Onyx Black	28.25/PCS
7 rows of 6.67 lin. ft	7 rows of 2.03 lin. m	001849	Beige Cream	28.25/PCS
1950 lbs	885 kg			
28 units	28 units			


STEPS & CAPS

STEPS AND CAPS	SPECS - IMPERIAL	SPECS - METRIC	AVAILABLE COLORS & PRODUCT CODES	\$ / UNIT OF MEASURE
LIMESTONE CAP 	NATURAL STONE 1 15/16 x 13 3/4 x 47 1/4 80 lin. ft /pal 10 rows of 8 lin. ft 2601 lbs 20 units		50 x 350 x 1200 24.38 lin. m/pal 10 rows of 2.44 lin. m 1180 kg 20 units	006694 Onyx Black 186.29/PCS
				
PIEDIMONTE 14 x 30 WALL & STEP CAP DOUBLE-SIDED 	KLEAN-BLOC 2 1/4 x 14 x 30 60 lin. ft/pal 8 rows of 7.5 lin. ft 1840 lbs 24 units		57 x 356 x 762 18.29 lin. m/pal 8 rows of 2.29 lin. m 835 kg 24 units	006251 Riviera KLEAN-BLOC 32.23/LF 006252 Onyx Black KLEAN-BLOC 32.23/LF 006253 Rock Garden Brown KLEAN-BLOC 32.23/LF
				
RAFFINATO 90 MM (14 x 28) CAP DOUBLE-SIDED 	SMOOTH 2 3/8 x 14 x 32 24 units/pal 56 lin. ft 2783 lbs 8 rows of 3 units		60 x 356 x 812 24 units/pal 17.07 lin. m 1262 kg 8 rows of 3 units	000691 Chestnut Brown 48.86/PCS 000698 Champlain Grey 48.86/PCS 000690 Shale Grey 48.86/PCS 007895 Onyx Black 48.86/PCS 007896 Greyed Nickel 48.86/PCS 007897 Beige Cream 48.86/PCS
RAFFINATO 60 MM (14 x 28) CAP DOUBLE-SIDED 	SMOOTH 2 3/8 x 14 x 28 24 units/pal 56 lin. ft 7 lin. ft/row 1843 lbs 8 rows of 3 units		60 x 356 x 711 24 units/pal 17.07 lin. m 2.13 lin. m/row 836 kg 8 rows of 3 units	004733 Chestnut Brown 39.73/PCS 004734 Champlain Grey 39.73/PCS 004677 Shale Grey 39.73/PCS 004673 Onyx Black 39.73/PCS 004674 Greyed Nickel 39.73/PCS 004675 Beige Cream 39.73/PCS
RAFFINATO 60 MM (14 x 32) CAP DOUBLE-SIDED 	HD² SMOOTH 2 3/8 x 14 x 32 24 units/pal 63.94 lin. ft 2150 lbs 8 rows of 3 units		60 x 356 x 812 24 units/pal 19.49 lin. m 975 kg 8 rows of 3 units	006968 Chestnut Brown HD² 50.46/PCS 006969 Champlain Grey HD² 50.46/PCS 006967 Shale Grey HD² 50.46/PCS 006964 Onyx Black HD² 50.46/PCS 006965 Greyed Nickel HD² 50.46/PCS 006966 Beige Cream HD² 50.46/PCS 006970 Caffè Crema HD² 50.46/PCS
SANDSTONE CAP 	NATURAL STONE SMOOTH 1 15/16 x 13 3/4 x 47 1/4 20 units /pal 10 rows of 2 units 2601 lbs 20 units		50 x 350 x 1200 20 units /pal 10 rows of 2 units 1141 kg 20 units	SMOOTH 006698 Beige 216.61/PCS 006695 Grey 239.18/PCS
				
SANDSTONE CAP 	NATURAL STONE ROCKFACE 1 15/16 x 13 3/4 x 47 1/4 70.87 lin. ft /pal 9 rows of 2 units 2271 lbs 18 units		50 x 350 x 1200 21.60 lin. m/pal 9 rows of 2 units 1030 kg 18 units	ROCKFACE 006933 Beige 214.97/PCS 006934 Grey 253.28/PCS
				

STEPS & CAPS

STEPS AND CAPS	SPECS - IMPERIAL	SPECS - METRIC	AVAILABLE COLORS & PRODUCT CODES	\$ / UNIT OF MEASURE
----------------	------------------	----------------	----------------------------------	----------------------

SANDSTONE BULLNOSE (14 x 48) CAP



1 15/16 x 13 3/4 x 47 1/4
20 units /pal
10 rows of 2 units
2601 lbs
20 units


NATURAL STONE
50 x 350 x 1200
20 units /pal
10 rows of 2 units
1180 kg
20 units

006697 Beige
006696 Grey



230.23/PCS
251.79/PCS

SANDSTONE BULLNOSE (16 x 48) CAP



1 15/16 x 15 3/4 x 47 1/4
18 units/pal
1 rows of 70.87 lin. ft
2597 lbs
18 units

NATURAL STONE
50 x 400 x 1200
18 units/pal
1 rows of 21.60 lin. m
1178 kg
18 units

006932 Grey



271.96/PCS

TRAVERTINA RAW 14 x 28 WALL, STEP AND PILLAR CAP DOUBLE-SIDED



2 1/4 x 14 x 28
56 lin. ft/pal
24 units/pal
2.33 lin. ft/unit
7 lin. ft/row
1684 lbs
8 rows of 3 units

57 x 356 x 711
17.07 lin. m/pal
24 units/pal
0.71 lin. m/unit
2.13 lin. m/row
764 kg
8 rows of 3 units

KLEAN-BLOC

006180 Riviera **KLEAN-BLOC**
006181 Rock Garden Brown **KLEAN-BLOC**
006182 Ivory **KLEAN-BLOC**

Stonedge
*** COLLECTION

66.19/PCS
66.19/PCS
66.19/PCS

YORK 24 x 36 COUNTER TOP



2 1/4 x 24 x 36
16 units/pal
2595 lbs

57 x 610 x 914
16 units/pal
1177 kg

KLEAN-BLOC

006295 Riviera **KLEAN-BLOC**
006299 Onyx Black **KLEAN-BLOC**
006296 Rock Garden Brown **KLEAN-BLOC**
006298 Chocolate Brown **KLEAN-BLOC**
006297 Ivory **KLEAN-BLOC**

Stonedge
*** COLLECTION

322.11/PCS
322.11/PCS
322.11/PCS
322.11/PCS
322.11/PCS

PALLETIZED UPRIGHT.

YORK CAP



A. 2 1/4 x 14 x 16
B. 2 1/4 x 14 x 32
C. 2 1/4 x 14 x 48
48 lin. ft/pal
1597 lbs
6 units of each

Corner unit

A. 57 x 356 x 406
B. 57 x 356 x 813
C. 57 x 356 x 1219
14.63 lin. m/pal
724 kg
6 units of each

Corner unit

006273 Riviera **KLEAN-BLOC**
006277 Onyx Black **KLEAN-BLOC**
006274 Rock Garden Brown **KLEAN-BLOC**
006276 Chocolate Brown **KLEAN-BLOC**
006275 Ivory **KLEAN-BLOC**


Stonedge
*** COLLECTION

30.17/LF
30.17/LF
30.17/LF
30.17/LF
30.17/LF

PALLETIZED UPRIGHT.


STEPS & CAPS

STEPS AND CAPS	SPECS - IMPERIAL	SPECS - METRIC	AVAILABLE COLORS & PRODUCT CODES	\$/ UNIT OF MEASURE
----------------	------------------	----------------	----------------------------------	---------------------


YORK 14 x 48 CAP	KLEAN-BLOC	Stonedge *** COLLECTION		
		 <p>2 1/4 x 14 x 48 48 lin. ft/pal 4 lin. ft/unit 1582 lbs 12 units</p>	<p>57 x 356 x 1219 14.63 lin. m/pal 1.22 lin. m/row 718 kg 12 units</p>	<p>006278 Riviera KLEAN-BLOC 006282 Onyx Black KLEAN-BLOC 006279 Rock Garden Brown KLEAN-BLOC 006281 Chocolate Brown KLEAN-BLOC 006280 Ivory KLEAN-BLOC</p>


PALLETIZED UPRIGHT


CAPS AND COPING


BALI TRAVERTINA RAW POOL COPING	KLEAN-BLOC	Stonedge *** COLLECTION		
		 <p>2 1/4 x 2 3/4 x 12 x 36 28 units/pal 37.33 lin. ft/pal 1069 lbs 1 rows of 28 units</p>	<p>57 x 70 x 305 x 406 28 units/pal 11.38 lin. m/pal 485 kg 1 rows of 28 units</p>	<p>006195 Riviera KLEAN-BLOC 006196 Rock Garden Brown KLEAN-BLOC 006197 Ivory KLEAN-BLOC</p>

PALLETIZED UPRIGHT

BULLNOSE POOL COPING	SMOOTH	Stonedge *** COLLECTION		
		 <p>2 3/8 x 12 x 5 7/8 180 units/pal 88.60 lin. ft 4 rows of 22.15 lin. ft 2435 lbs 4 rows of 45 units</p>	<p>60 x 305 x 150 180 units/pal 27 lin. m 4 rows of 6.75 lin. m 1104 kg 4 rows of 45 units</p>	<p>000383 Shale Grey 000385 Champlain Grey 000388 Chestnut Brown 005642 Onyx Black 005643 Chocolate Brown</p>

BULLNOSE GRANDE POOL COPING	POLISHED	Stonedge *** COLLECTION		
		 <p>2 3/16 x 14 1/16 x 29 1/2 12 units/pal 29.53 lin. ft 6 rows of 4.92 lin. ft 940 lbs</p>	<p>56 x 357 x 750 12 units/pal 9 lin. m 6 rows of 1.50 lin. m 426 kg</p>	<p>001853 Greyed Nickel 001854 Beige Cream</p>

PACIFIC CAP	Stonedge *** COLLECTION		
	 <p>1 3/16 x 11 13/16 x 3 15/16 137.80 lin. ft/pal 5 rows of 27.56 lin. ft 1828 lbs 420 units</p>	<p>30 x 300 x 100 42.00 lin. m/pal 5 rows of 8.40 lin. m 829 kg 420 units</p>	<p>009466 Shale Grey 009467 Champlain Grey 009468 Chestnut Brown</p>

PORTOFINO CAP DOUBLE-SIDED	Stonedge *** COLLECTION		
	 <p>A. 2 1/4 x 14 1/2 x 11 3/4 x 9 3/8 B. 2 1/4 x 14 1/2 x 15 7/8 x 13 3/4 C. 2 1/4 x 14 1/2 x 18 13/16 x 16 1/2 D. 2 1/4 x 14 1/2 x 19 x 19</p> <p>50.22 lin. ft/pal 1712 lbs 7 rows of 6 units 14 units of A and B 7 units of C and D</p>	<p>A. 57 x 368 x 298 x 238 B. 57 x 368 x 403 x 349 C. 57 x 368 x 478 x 419 D. 57 x 368 x 483 x 483</p> <p>15.30 lin. m/pal 777 kg 7 rows of 6 units 14 units of A and B 7 units of C and D</p>	<p>002435 Riviera 002436 Onyx Black 002437 Rock Garden Brown 002438 Chocolate Brown 002439 Azzurro</p>

A PALLET CONTAINS 14 UNITS OF A AND B, 7 UNITS OF C AND D. THE D UNIT CAN BE USED AS A RIGHT OR LEFT CORNER UNIT. COMPATIBLE WITH MANCHESTER AND MINI-CRETA 3" AND 6".

STEPS & CAPS

STEPS AND CAPS

SPECS - IMPERIAL


SPECS - METRIC

AVAILABLE COLORS
& PRODUCT CODES

\$ / UNIT OF
MEASURE

PILLAR CAPS

PIEDIMONTE 28x28 PILLAR CAP KLEAN-BLOC



2 7/8 x 28 x 28
6 units/pal
6 rows of 1 unit
1434 lbs


73 x 711 x 711
6 units/pal
6 rows of 1 unit
650 kg

006254 Riviera **KLEAN-BLOC**
006255 Onyx Black **KLEAN-BLOC**
006256 Rock Garden Brown **KLEAN-BLOC**

Stonedge
*** COLLECTION

322.49/PCS
322.49/PCS
322.49/PCS

YORK 28 x 28 PILLAR CAP KLEAN-BLOC



3 1/2 x 28 3/4 x 28 3/4
6 units/pal
6 rows of 1 unit
1676 lbs

89 x 730 x 730
6 units/pal
6 rows of 1 unit
760 kg

006283 Riviera **KLEAN-BLOC**
006287 Onyx Black **KLEAN-BLOC**
006284 Rock Garden Brown **KLEAN-BLOC**
006286 Chocolate Brown **KLEAN-BLOC**
006285 Ivory **KLEAN-BLOC**

Stonedge
*** COLLECTION

352.69/PCS
352.69/PCS
352.69/PCS
352.69/PCS
352.69/PCS

YORK 32 x 32 PILLAR CAP KLEAN-BLOC



3 1/2 x 32 x 32
6 units/pal
6 rows of 1 unit
2083 lbs

89 x 813 x 813
6 units/pal
6 rows of 1 unit
945 kg


006288 Riviera **KLEAN-BLOC**
006294 Onyx Black **KLEAN-BLOC**
006291 Rock Garden Brown **KLEAN-BLOC**
006293 Chocolate Brown **KLEAN-BLOC**
006292 Ivory **KLEAN-BLOC**

Stonedge
*** COLLECTION

366.15/PCS
366.15/PCS
366.15/PCS
366.15/PCS
366.15/PCS

EDGES	SPECS – IMPERIAL	SPECS – METRIC	AVAILABLE COLORS & PRODUCT CODES	\$ / UNIT OF MEASURE
-------	------------------	----------------	----------------------------------	----------------------

AVIGNON EDGE



7 x 4 1/2 x 12	178 x 114 x 305
90 units/pal	90 units/pal
90 lin. ft	27.44 lin. m
6 rows of 15 lin. ft	6 rows of 4.57 lin. m
2785 lbs	1263 kg

000455	Sandlewood	14.19/PCS
000457	Shale Grey	14.19/PCS
000459	Champlain Grey	14.19/PCS
000461	Chestnut Brown	14.19/PCS

PLASTIC EDGE RESTRAINT INCLUDED

BOREALIS WALL & EDGE DOUBLE-SIDED



6 x 7 3/4 x 8 x 48	152 x 197 x 203 x 1219
16 units/pal	16 units/pal
32 ft ²	2.97 m ²
4 rows of 8 ft ²	4 rows of 0.74 m ²
3 042 lbs	1 380 kg
4 rows of 4 units	4 rows of 4 units

007783	Smoked Pine	96.86/PCS
007784	Hazelnut Brandy	96.86/PCS

Stonedge
COLLECTION

BRANDON EDGE



A. 7 1/16 x 3 15/16 x 8 7/8	A. 180 x 100 x 225
B. 7 1/16 x 3 15/16 x 12 13/16	B. 180 x 100 x 325
C. 7 1/16 x 3 15/16 x 16 3/4	C. 180 x 100 x 425
140.75 lin. ft/pal	42.90 lin. m/pal
4 rows of 35.19 lin. ft	4 rows of 10.73 lin. m
3901 lbs	1769 kg
44 units of each	44 units of each

007910	Sandlewood	11.59/LF
007911	Shale Grey	11.59/LF
007912	Champlain Grey	11.59/LF
007913	Chestnut Brown	11.59/LF
008161	Chocolate Brown	12.25/LF
007914	Onyx Black	12.25/LF

PIETRA EDGE



A. 4 1/2 x 3 1/8 x 8 7/8	A. 114 x 80 x 225
B. 4 1/2 x 3 1/8 x 11 13/16	B. 114 x 80 x 300
C. 4 1/2 x 3 1/8 x 14 3/4	C. 114 x 80 x 375
96 lin. ft/pal	29.20 lin. m/pal
4 rows of 24 lin. ft	4 rows of 7.32 lin. m
1277 lbs	579 kg
32 units of each	32 units of each

000445	Sandlewood	10.67/LF
000448	Shale Grey	10.67/LF
000450	Champlain Grey	10.67/LF
000452	Chestnut Brown	10.67/LF

PLASTIC EDGE RESTRAINT INCLUDED


RAFFINATO 90 MM PILLAR KIT, CORNER & EDGE SMOOTH



3 1/16 x 9 13/16 x 14 1/8	90 x 249 x 359
48 units/pal	48 units/pal
1548 lbs	702 kg
24 units/row	24 units/row

007596	Onyx Black	17.68/PCS
007597	Greyed Nickel	17.68/PCS
007876	Beige Cream	17.68/PCS
006589	Shale Grey	17.68/PCS
007494	Caffè Crema	17.68/PCS

RAFFINATO 180 MM PILLAR KIT, CORNER & EDGE SMOOTH



7 1/16 x 9 13/16 x 14 1/8	180 x 249 x 359
24 units/pal	24 units/pal
1529 lbs	694 kg
12 units/row	12 units/row


007598	Onyx Black	35.33/PCS
007599	Greyed Nickel	35.33/PCS
007878	Beige Cream	35.33/PCS
006590	Shale Grey	35.33/PCS
007492	Caffè Crema	35.33/PCS

EDGES

EDGES	SPECS - IMPERIAL	SPECS - METRIC	AVAILABLE COLORS & PRODUCT CODES	\$ / UNIT OF MEASURE
-------	------------------	----------------	----------------------------------	----------------------

RAFFINATO 90 MM

PILLAR KIT, CORNER & EDGE **POLISHED** — *ON ORDER**



3 3/16 x 9 3/4 x 14 1/16
40 units/pal
2.58 unit /ft²
1 559 lbs
20 units/row

90 x 248 x 357
40 units/pal
0.24 unit/m²
707 kg
20 units/row

007071 Onyx Black
007602 Greyed Nickel
007872 Beige Cream

30.21/PCS
30.21/PCS
30.21/PCS

*Minimum Sales QTY 500 SF (combined)

RAFFINATO 180 MM

PILLAR KIT, CORNER & EDGE **POLISHED** — *ON ORDER**



7 1/16 x 9 3/4 x 14 1/16
20 units/pal
1.29 unit/ft²
1 557 lbs
10 units/row

180 x 248 x 357
20 units/pal
0.12 unit/m²
706 kg
10 units/row

007075 Onyx Black
007603 Greyed Nickel
007874 Beige Cream

47.29/PCS
47.29/PCS
47.29/PCS

*Minimum Sales QTY 500 SF (combined)

RÖCKA WALL & EDGE

Stonedge
*** COLLECTION



A. 6 x 7 3/4 x 8 x 13 1/4 8 units
B. 6 x 7 3/4 x 8 x 26 1/2 8 units
C. 6 x 7 3/4 x 8 x 39 3/4 4 units
19.88 ft²/pal
3 rows of 6.63 ft²
1 860 lbs

A. 152 x 197 x 203 x 337 8 units
B. 152 x 197 x 203 x 673 8 units
C. 152 x 197 x 203 x 1010 4 units
1.85 m²/pal
3 rows of 0.62 m²
844 kg

007879 Riviera
007880 Rock Garden Brown
007881 Chocolate Brown

53.92/SF
53.92/SF
53.92/SF

OUTDOOR ACCESSORIES

OUTDOOR ACCESSORIES	SPECS – IMPERIAL	SPECS – METRIC	AVAILABLE COLORS & PRODUCT CODES	\$ / UNIT OF MEASURE
---------------------	------------------	----------------	----------------------------------	----------------------

LUMI FIREBOWL



SPECS – IMPERIAL		SPECS – METRIC		AVAILABLE COLORS & PRODUCT CODES	\$ / UNIT OF MEASURE
Approx. Weight	395 lbs	Approx. Weight	179 kg	006937 Warm Grey	3,048.06/PCS
Overall Height	17"	Overall Height	432 mm		
Exterior Diameter	34"	Exterior Diameter	864 mm		
Interior Diameter	31"	Interior Diameter	787 mm		

MANCHESTER FOYER CHESTNUT BROWN SMOOTH— ON ORDER



TOP SECTION (WITH CHIMNEY)				AVAILABLE COLORS & PRODUCT CODES	\$ / UNIT OF MEASURE
Weight	2134 lbs	Weight	968 kg	006139 Chestnut Brown	7,507.14/PCS
Height	53 1/4"	Height	1353 mm		
Width	52"	Width	1321 mm		
Depth	32"	Depth	813 mm		
BOTTOM SECTION				AVAILABLE COLORS & PRODUCT CODES	\$ / UNIT OF MEASURE
Weight	4985 lbs	Weight	2261 kg	006140 Chestnut Brown	11,259.68/PCS
Height	43 1/2"	Height	1105 mm		
Width	60 1/8"	Width	1527 mm		
Depth	44"	Depth	1118 mm		
WOOD BOX (WITH YORK CAP)				AVAILABLE COLORS & PRODUCT CODES	\$ / UNIT OF MEASURE
Weight	1568 lbs	Weight	771 kg	left: 006141 Chestnut Brown	3,619.31/PCS
Height	30 3/8"	Height	772 mm	right: 006142 Chestnut Brown	3,619.31/PCS
Width	34"	Width	864 mm		
Depth	36 5/8"	Depth	930 mm		

ALLOW FIRE TO BURN ITSELF OUT. DO NOT USE WATER TO EXTINGUISH AS THIS IS DANGEROUS AND CAN CAUSE DAMAGE TO THESE OUTDOOR FIRE FEATURES.

MANCHESTER FOYER SHALE GREY SMOOTH— ON ORDER



TOP SECTION (WITH CHIMNEY)				AVAILABLE COLORS & PRODUCT CODES	\$ / UNIT OF MEASURE
Weight	2134 lbs	Weight	968 kg	006143 Shale Grey	7,507.14/PCS
Height	53 1/4"	Height	1353 mm		
Width	52"	Width	1321 mm		
Depth	32"	Depth	813 mm		
BOTTOM SECTION				AVAILABLE COLORS & PRODUCT CODES	\$ / UNIT OF MEASURE
Weight	4985 lbs	Weight	2261 kg	006144 Shale Grey	11,259.68/PCS
Height	43 1/2"	Height	1105 mm		
Width	59"	Width	1499 mm		
Depth	43"	Depth	1092 mm		
WOOD BOX (WITH YORK CAP)				AVAILABLE COLORS & PRODUCT CODES	\$ / UNIT OF MEASURE
Weight	1568 lbs	Weight	711 kg	left: 006145 Shale Grey	3,619.31/PCS
Height	30 1/4"	Height	768 mm	right: 006146 Shale Grey	3,619.31/PCS
Width	33"	Width	838 mm		
Depth	34"	Depth	864 mm		

ALLOW FIRE TO BURN ITSELF OUT. DO NOT USE WATER TO EXTINGUISH AS THIS IS DANGEROUS AND CAN CAUSE DAMAGE TO THESE OUTDOOR FIRE FEATURES.

FORNO PIZZA OVEN (COMES WITH VARIOUS PIZZA ACCESSORIES)



PIZZA OVEN		PIZZA OVEN		AVAILABLE COLORS & PRODUCT CODES	\$ / UNIT OF MEASURE
Weight	400 lbs	Weight	181 kg	007982	6,507.41/PCS
Height	45 1/16"	Height	1160 mm		
Width	33 1/16"	Width	855 mm		
Depth	38 9/16"	Depth	980 mm		

OUTDOOR ACCESSORIES

OUTDOOR ACCESSORIES	SPECS - IMPERIAL	SPECS - METRIC	AVAILABLE COLORS & PRODUCT CODES	\$ / UNIT OF MEASURE
---------------------	------------------	----------------	----------------------------------	----------------------

BRANDON 90 MM SQUARE FIRE PIT NO SLEEVE



Weight	2456 lbs	Weight	1114 kg
Height	19 15/16"	Height	507 mm
Width	53 1/2"	Width	1359 mm
Depth	53 1/2"	Depth	1359 mm

006510	Shale Grey	1,448.08/PCS
006509	Chestnut Brown	1,448.08/PCS

SOLD AS A KIT NOT PRE-ASSEMBLED. ALLOW FIRE TO BURN ITSELF OUT. GAS INSERT KITS AVAILABLE AND SOLD SEPARATELY (NATURAL GAS OR LIQUID PROPANE) DO NOT USE WATER TO EXTINGUISH AS THIS IS DANGEROUS AND CAN CAUSE DAMAGE TO THE OUTDOOR FIRE PIT. RAFFINATO 14 x 28" CAPS INCLUDED.

BRANDON 90 MM RECTANGULAR FIRE PIT NO SLEEVE



Weight	2660 lbs	Weight	1207 kg
Height	19 15/16"	Height	507 mm
Width	44 1/2"	Width	1130 mm
Depth	57 3/4"	Depth	1467 mm

006508	Shale Grey	1,582.09/PCS
006507	Chestnut Brown	1,582.09/PCS

SOLD AS A KIT NOT PRE-ASSEMBLED. ALLOW FIRE TO BURN ITSELF OUT. GAS INSERT KITS AVAILABLE AND SOLD SEPARATELY (NATURAL GAS OR LIQUID PROPANE) DO NOT USE WATER TO EXTINGUISH AS THIS IS DANGEROUS AND CAN CAUSE DAMAGE TO THE OUTDOOR FIRE PIT. PIEDIMONTE CAPS INCLUDED.

PRESCOTT FIRE PIT NO SLEEVE



Weight	2813 lbs	Weight	1276 kg
Height	18"	Height	457 mm
Width	51 3/4"	Width	1314 mm
Depth	51 3/4"	Depth	1314 mm

006505	Riviera	1,448.08/PCS
006506	Rock Garden Brown	1,448.08/PCS

Stonedge
COLLECTION

SOLD AS A KIT NOT PRE-ASSEMBLED. ALLOW FIRE TO BURN ITSELF OUT. GAS INSERT KITS AVAILABLE AND SOLD SEPARATELY (NATURAL GAS OR LIQUID PROPANE) DO NOT USE WATER TO EXTINGUISH AS THIS IS DANGEROUS AND CAN CAUSE DAMAGE TO THE OUTDOOR FIRE PIT. PIEDIMONTE CAPS INCLUDED.

RAFFINATO FIRE PIT NO SLEEVE



Weight	2700 lbs	Weight	1224 kg
Height	21 1/4"	Height	540 mm
Width	41 1/2"	Width	1054 mm
Depth	55 5/8"	Depth	1419 mm

005488	Greyed Nickel	1,448.08/PCS
005489	Beige Cream	1,448.08/PCS

SOLD AS A KIT NOT PRE-ASSEMBLED. ALLOW FIRE TO BURN ITSELF OUT. GAS INSERT KITS AVAILABLE AND SOLD SEPARATELY (NATURAL GAS OR LIQUID PROPANE) DO NOT USE WATER TO EXTINGUISH AS THIS IS DANGEROUS AND CAN CAUSE DAMAGE TO THE OUTDOOR FIRE PIT. 12"x24" CAPS INCLUDED.

VALENCIA FIRE PIT



2 15/16 x 9 13/16 x 9 3/4	75 x 250 x 247
80 units/pal	80 units/pal
14 3/4" height	375 mm height
29 1/8" interior diameter	740 mm interior diameter
48 15/16" exterior diameter	1243 mm exterior diameter
1557 lbs	706 kg
5 rows of 16 units	5 rows of 16 units

002403	Sandlewood	9.03/PCS
002404	Shale Grey	9.03/PCS
002406	Champlain Grey	9.03/PCS
002408	Chestnut Brown	9.03/PCS

VALENCIA IS A CIRCULAR GARDEN WALL WHICH CAN BE CONVERTED TO A FIRE PIT BY USING VALENCIA SLEEVE. ALLOW FIRE TO BURN ITSELF OUT. DO NOT USE WATER TO EXTINGUISH AS THIS IS DANGEROUS AND CAN CAUSE DAMAGE TO THE OUTDOOR FIRE PIT. INSERT (SLEEVE) SOLD SEPARATELY.

HPC BURNERS NATURAL GAS OR LIQUID PROPANE

A



B



C



A 006723	Valencia - Push button ignite	2,366.51/PCS
B 006724	Raffinato / Brandon Rectangular - Push button ignite	2,399.31/PCS
C 006725	Prescott Square - Push button ignite	2,367.62/PCS
C 006726	Brandon Square - Push button ignite	2,367.62/PCS

OUTDOOR ACCESSORIES

OUTDOOR ACCESSORIES	SPECS - IMPERIAL	SPECS - METRIC	AVAILABLE COLORS & PRODUCT CODES	\$ / UNIT OF MEASURE
---------------------	------------------	----------------	----------------------------------	----------------------

VALENCIA FIRE PIT SLEEVE



Height 10"
Diameter 29 1/8"
Weight 75 lbs

Height 254 mm
Diameter 740 mm
Weight 34 kg

060526 Black

730.15/PCS

SQUARE FIRE PIT SLEEVE



Height 17 1/2"
Width 26 3/4"
Depth 26 3/4"
Weight 120 lbs

Height 445 mm
Width 679 mm
Depth 679 mm
Weight 54 kg

064300 Black

1,015.54/PCS

RECTANGLE FIRE PIT SLEEVE



Height 20"
Width 32 1/2"
Depth 18 1/4"
Weight 79 lbs

Height 254 mm
Width 825 mm
Depth 464 mm
Weight 36 kg

004879 Black

1,015.54/PCS

BREEO ACCESSORIES



A. 006664 Square Smokeless Insert 1,988.23/PCS

B. 006663 Valencia Smokeless Insert 1,650.88/PCS

C. 006665 Outpost™ Grilling System 475.28/PCS

MISCELLANEOUS

CLASS	PRODUCT	CODE	PRICE
ADHESIVES	FLEXLOCK ULTRA PERFORMANCE CONCRETE ADHESIVE, 10 OZ	007029	14.19/PCS
ADHESIVES	FLEXLOCK ULTRA PERFORMANCE CONCRETE ADHESIVE, 28 OZ	007030	26.40/PCS
ADHESIVES	PROSOCO - ADHESIVE - 200Z	008065	32.32/PCS
BASE & EDGE	GATOR BASE	007028	261.65/BUN
BASE & EDGE	GATOR COMMON NAIL 10"	001830	165.20/BOX
BASE & EDGE	GATOR COMMON NAIL 12"	005144	169.30/BOX
BASE & EDGE	GATOR EDGE FLEX - 8 FT	001828	2.37/LF
BASE & EDGE	GATOR EDGE RIGID - 8 FT	001829	2.37/LF
BASE & EDGE	GATOR EDGES MINI-PRO	005145	2.05/LF
BASE & EDGE	GATOR EDGES TILES	005146	1.93/LF
BASE & EDGE	GATOR NAIL SPIRAL 10"	005718	165.20/BOX
BASE & EDGE	GATOR NAIL SPIRAL 12"	005719	169.30/BOX
BASE & EDGE	GATOR SCREW [50 SCREWS / BUN]	005147	44.40/BUN
BASE & EDGE	GATOR SPACER 1/4"-6.4MM	005148	143.25/BUN
BASE & EDGE	GATOR SPACER 1/8"-3.2MM	005150	143.25/BUN
BASE & EDGE	GATOR SPACER 3/16"-4.8MM	005149	143.25/BUN
BASE & EDGE	GATOR XTREME EDGE NEW	006016	32.75/BAG
CLEANERS & ACCESSORIES	FLEXLOCK EFFLORESCENCE CLEANER 1 GAL	002419	50.15/GAL
CLEANERS & ACCESSORIES	FLEXLOCK EFFLORESCENCE CLEANER 5 GAL	002420	179.05/PL
CLEANERS & ACCESSORIES	FLEXLOCK RUST REMOVER 1 QUART	002425	23.30/QUA
CLEANERS & ACCESSORIES	FLEXLOCK SHAMPOO 1 GAL	002421	45.40/GAL
CLEANERS & ACCESSORIES	FLEXLOCK SHAMPOO 5 GAL	002422	169.15/PL
CLEANERS & ACCESSORIES	GATOR CLEAN XP OIL AND GREASE REMOVER, 1 QUART	001884	23.30/QUA
CLEANERS & ACCESSORIES	GATOR ECO STRIPPER (4X1 GAL)	007031	136.20/GAL
CLEANERS & ACCESSORIES	GATOR ECO STRIPPER (5 GAL)	007032	536.65/PL
CLEANERS & ACCESSORIES	GATOR SPRAYER	008991	27.58/PCS
CLEANERS & ACCESSORIES	GATOR ROCK BOND KIT (ROCK&BINDER) PAIL	007590	77.65/PL
CLEANERS & ACCESSORIES	GATOR ROCK BOND, (BINDER ONLY) 1 GAL	002464	251.90/GAL
CLEANERS & ACCESSORIES	GATOR ROLLER, SOLVENT BASE, BLACK 9.5"	005483	25.80/PCS

CLASS	PRODUCT	CODE	PRICE
CLEANERS & ACCESSORIES	PROSOCO - HEAVY DUTY CONCRETE CLEANER - 1GAL	070596	63.66/GAL
CLEANERS & ACCESSORIES	PROSOCO - OIL AND GREASE STAIN REMOVER - 1GAL	007499	114.42/GAL
CLEANERS & ACCESSORIES	PROSOCO - VANA TROL - 1GAL	008066	62.69/GAL
CLEANERS & ACCESSORIES	PROSOCO - SAFETY KLEAN - 1GAL	006990	103.73/GAL
CLEANERS & ACCESSORIES	PROSOCO - 2010 ALL SURFACE CLEANER - 1GAL	006939	133.87/GAL
CLEANERS & ACCESSORIES	PROSOCO - LIGHT DUTY CONCRETE CLEANER - 1GAL	006940	99.62/GAL
CLEANERS & ACCESSORIES	PROSOCO - SUREKLEAN 600 - 1GAL	006114	46.88/GAL
CLEANERS & ACCESSORIES	GATOR ROLLER, WATER BASE, YELLOW 9.5"	005484	15.77/PCS
CLEANERS & ACCESSORIES	GATOR PROFESSIONAL GRADE EFFLORESCENCE 5 GAL	008356	202.95/PL
GEGRID	GATOR GRID 30-30, 12X150	005997	976.95/ROL
GEGRID	GATOR GRID 30-30, 4X50 (15 ROLLS/BOX)	005994	112.50/ROL
GEGRID	GATOR GRID 30-30, 6X150	005996	505.40/ROL
GEGRID	GATOR GRID 30-30, 6X50	005995	167.85/ROL
GEGRID	GATOR GRID 50-50, 6X150	005998	664.95/ROL
GEGRID	GATOR GRID 50-50, 12X150	005999	1,330.95/ROL
GEOTEXTILE	GATOR FABRIC 20 POLYSPUN, 3X100 (9 ROLLS/BOX)	005987	62.30/ROL
GEOTEXTILE	GATOR FABRIC 20 POLYSPUN, 3X50 (16 ROLLS/BOX)	005986	36.85/ROL
GEOTEXTILE	GATOR FABRIC 20 POLYSPUN, 4X100 (9 ROLLS/BOX)	005989	77.50/ROL
GEOTEXTILE	GATOR FABRIC 20 POLYSPUN, 4X50 (16 ROLLS/BOX)	005988	44.40/ROL
GEOTEXTILE	GATOR FABRIC 20 POLYSPUN, 6X100	005990	108.50/ROL
GEOTEXTILE	GATOR FABRIC 3 SPUN BOND 3' X 100' (16 ROLLS/BOX)	005559	68.50/ROL
GEOTEXTILE	GATOR FABRIC 3 SPUN BOND 3' X 50' (35 ROLLS/BOX)	005558	34.30/ROL
GEOTEXTILE	GATOR FABRIC 3 SPUN BOND 4' X 100' (16 ROLLS/BOX)	005561	91.25/ROL
GEOTEXTILE	GATOR FABRIC 3 SPUN BOND 4' X 50' (35 ROLLS/BOX)	005560	45.70/ROL
GEOTEXTILE	GATOR FABRIC 3 SPUN BOND 6' X 100'	005566	136.75/ROL
GEOTEXTILE	GATOR FABRIC 3 SPUN BOND 6' X 300'	005567	410.00/ROL
GEOTEXTILE	GATOR FABRIC 3.5, NON-WOVEN, 12X400	005694	1,103.10/ROL
GEOTEXTILE	GATOR FABRIC 3.5, NON-WOVEN, 3X100 (6 ROLLS/BOX)	005688	78.00/ROL
GEOTEXTILE	GATOR FABRIC 3.5, NON-WOVEN, 4X100 (6 ROLLS/BOX)	005689	104.35/ROL

MISCELLANEOUS

CLASS	PRODUCT	CODE	PRICE
GEOTEXTILE	GATOR FABRIC 3.5, NON-WOVEN, 6X100	005690	141.80/ROL
GEOTEXTILE	GATOR FABRIC 3.5, NON-WOVEN, 6X300	005691	414.15/ROL
GEOTEXTILE	GATOR FABRIC 4.4, NON-WOVEN, 12X400	005981	1,451.10/ROL
GEOTEXTILE	GATOR FABRIC 4.4, NON-WOVEN, 3X100 (6 ROLLS/BOX)	005695	103.80/ROL
GEOTEXTILE	GATOR FABRIC 4.4, NON-WOVEN, 4X100 (6 ROLLS/BOX)	005978	138.80/ROL
GEOTEXTILE	GATOR FABRIC 4.4, NON-WOVEN, 6X100	005979	188.10/ROL
GEOTEXTILE	GATOR FABRIC 4.4, NON-WOVEN, 6X300	005980	544.45/ROL
GEOTEXTILE	GATOR FABRIC 5, WOVEN, 12.5X432	005985	959.20/ROL
GEOTEXTILE	GATOR FABRIC 5, WOVEN, 4X100 (9 ROLLS/BOX)	005982	97.60/ROL
GEOTEXTILE	GATOR FABRIC 5, WOVEN, 6.25X100	005983	124.00/ROL
GEOTEXTILE	GATOR FABRIC 5, WOVEN, 6.25X300	005984	371.40/ROL
JOINT STABILIZERS	EUROSTONE BOND 50 LB, SLATE GREY	002443	56.10/BAG
JOINT STABILIZERS	FLEXLOCK DUST 50 LB, SAHARA BEIGE	001831	44.85/BAG
JOINT STABILIZERS	FLEXLOCK DUST 50 LB, STONE GREY	001832	44.85/BAG
JOINT STABILIZERS	FLEXLOCK SAND 50 LB, BEIGE	001210	31.20/BAG
JOINT STABILIZERS	FLEXLOCK SAND 50 LB, GREY	001211	31.20/BAG
JOINT STABILIZERS	FLEXLOCK SAND G2-RAPID SET 50 LB, BEIGE	005733	37.10/BAG
JOINT STABILIZERS	FLEXLOCK SAND G2-RAPID SET 50 LB, GREY	005734	37.10/BAG
JOINT STABILIZERS	FLEXLOCK ULTRA SAND 50 LB, BEIGE	001212	44.10/BAG
JOINT STABILIZERS	FLEXLOCK ULTRA SAND 50 LB, GREY	001213	44.10/BAG
JOINT STABILIZERS	FLEXLOCK ULTRA SAND G2-RAPID SET 50 LB, BEIGE	005735	45.50/BAG
JOINT STABILIZERS	FLEXLOCK ULTRA SAND G2-RAPID SET 50 LB, GREY	005736	45.50/BAG
JOINT STABILIZERS	FLEXLOCK ULTRA SAND G2-RAPID SET 50 LB, IVORY	005737	48.50/BAG
JOINT STABILIZERS	FLEXLOCK ULTRA SAND G2-RAPID SET 50 LB, ONYX BLACK	005738	48.50/BAG
JOINT STABILIZERS	GATOR AQUA ROCK 2200 LBS, GRANITE GREY	000194	1,468.75/BAG
JOINT STABILIZERS	GATOR AQUA ROCK 50 LB, GRANITE GREY	001833	33.90/BAG
JOINT STABILIZERS	GATOR NITRO, JOINT SAND, BEIGE	006013	126.25/PL
JOINT STABILIZERS	GATOR NITRO, JOINT SAND, BLACK	006015	133.65/PL
JOINT STABILIZERS	GATOR NITRO, JOINT SAND, GREY	006014	130.35/PL
JOINT STABILIZERS	GATOR NITRO, JOINT SAND, SILVER	006684	138.75/PL
JOINT STABILIZERS	GATOR POLYMERIC TILE, SAND, 35LBS, BEIGE	005133	46.50/BAG

CLASS	PRODUCT	CODE	PRICE
JOINT STABILIZERS	GATOR POLYMERIC TILE, SAND, 35LBS, BLACK DIAMOND	005143	52.60/BAG
JOINT STABILIZERS	GATOR POLYMERIC TILE, SAND, 35LBS, IVORY	005142	52.60/BAG
JOINT STABILIZERS	GATOR POLYMERIC TILE, SAND, 35LBS, SLATE GREY	005141	46.50/BAG
JOINT STABILIZERS	PROSOCO - SAND JOINT STABILIZER - 1GAL	008155	122.02/GAL
SEALERS	ECO WATER BASE HIGH GLOSS+ENHANCER 1GAL	004140	126.35/GAL
SEALERS	ECO WATER BASE HIGH GLOSS+ENHANCER 5GAL	004149	504.60/PL
SEALERS	ECO WATER BASE LOW GLOSS+ENHANCER 1GAL	004136	91.00/GAL
SEALERS	ECO WATER BASE LOW GLOSS+ENHANCER 5GAL	004137	435.90/PL
SEALERS	FLEXLOCK ECO SEAL HIGH GLOSS, WATER BASE 1 GAL	002457	83.70/GAL
SEALERS	FLEXLOCK ECO SEAL HIGH GLOSS, WATER BASE 5 GAL	002458	394.00/PL
SEALERS	FLEXLOCK ECO SEAL LOW GLOSS, WATER BASE 1 GAL	002459	75.60/GAL
SEALERS	FLEXLOCK ECO SEAL LOW GLOSS, WATER BASE 5 GAL	002460	348.80/PL
SEALERS	FLEXLOCK SEAL NATURAL LOOK, WATER BASE 1 GAL	002417	126.65/GAL
SEALERS	FLEXLOCK SEAL NATURAL LOOK, WATER BASE 5 GAL	002418	602.70/PL
SEALERS	FLEXLOCK SEAL RESEALER, SOLVENT BASE 1 GAL	002455	90.15/GAL
SEALERS	FLEXLOCK SEAL RESEALER, SOLVENT BASE 5 GAL	002456	420.60/PL
SEALERS	FLEXLOCK SEAL SATIN LOOK FINISH, SOLVENT BASE 1 GAL	002413	85.10/GAL
SEALERS	FLEXLOCK SEAL SATIN LOOK FINISH, SOLVENT BASE 5 GAL	002414	387.90/PL
SEALERS	FLEXLOCK SEAL WET LOOK FINISH, SOLVENT BASE 1 GAL	002415	96.20/GAL
SEALERS	FLEXLOCK SEAL WET LOOK FINISH, SOLVENT BASE 5 GAL	002416	443.00/PL
SEALERS	SEALER NATURAL STONE ZERO GLOSS+ENHANCER 1GAL	004134	88.20/GAL
SEALERS	SEALER NATURAL STONE ZERO GLOSS+ENHANCER 5GAL	004135	416.10/PL
SEALERS	PROSOCO - SALTGUARD WB - 1GAL	007909	98.63/GAL
SEALERS	PROSOCO - NATURAL STONE TREATMENT WB - 1GAL	008005	109.24/GAL
SEALERS	PROSOCO - SL100 WATER REPELLENT - 1GAL	008082	441.75/GAL
SEALERS	PROSOCO - CONSOLIDECK LS/CS	006919	337.41/PL
SEALERS	PROSOCO - SURE KLEAN WEATHER SEAL COLOR ENHANCER VOC	006921	196.91/GAL



USA

ATLANTA

3908, Flint Hill Ext. SE
Powder Springs, GA 30127

CINCINNATI

9950 Farr CT
Cincinnati, OH 45246

DETROIT

2210 Scott Lake Rd.
Waterford, MI 48328

ILLINOIS

8201 31st St. W
Rock Island, IL 61201

ILLINOIS

105 Serena Court
Minooka, IL 60447

INDIANA

2397 County Rd 27
Waterloo, IN 46793

MARYLAND

6710 Binder Ln.
Elkridge, MD 21075

MASSACHUSETTS

70 East Brookfield Dr.
North Brookfield,
MA 01535

MINNESOTA

4372 170th St. W
Farmington, MN 55024

NASHVILLE

160 Center Point Rd. S
Hendersonville, TN 37077

NEW YORK

55-65 South 4th St.
Bay Shore, NY 11706

NORTH CAROLINA

5135 Surret Dr.
Archdale, NC 27263

OHIO

97 Industrial St.
Rittman, OH 44270

PENNSYLVANIA

852 W. Pennsylvania Ave.
Pen Argyl, PA 18072

PENNSYLVANIA

23 Quarry Rd.
Douglassville, PA 19518

CANADA

MONTREAL

5255 Albert-Millichamp St.
Saint-Hubert, QC J3Y 8Z8

CHAMBLY

7800 Samuel-Hatt St.
Chambly, QC J3L 6W4

OTTAWA

581 Somme Street
Gloucester, ON K1G 6Y7

TORONTO

10 Freshway Dr.
Vaughan, ON L4K 1S3

TORONTO

2852 Cedar Creek Road
Ayr, ON N0B 1E0

TOLL FREE:
1.877.832.4625

VISIT OUR WEBSITE:
WWW.TECHO-BLOC.COM

PROUD MEMBER OF



**CONCRETE
MASONRY &
HARDSCAPES
ASSOCIATION**

